

märklin

INSIDER CLUB news

THE MAGAZINE FOR CLUB MEMBERS

05.2015



On track with Z: Ever closer to the original

TOP TECHNOLOGY

H0: Baggage car history across four eras
Mini-Club: Product highlights 2015

CLUB EXCLUSIVE

Club online: Your many benefits in the Club area
Photo competition: Impressions of the Club visit to Switzerland

6

Impressive: The finely detailed valve gear of the 01 147 in Z shows the state of the art – and Jürgen Faulhaber, Product Manager Z at Märklin, has even more technical marvels in the pipeline.



Contents

Detail



- 4 **News & Facts**
Fall trade fairs with Märklin/
Initiatives for young modelers/
Club gift for gauge 1
- 6 **Highlights Mini-Club**
Z-gauge front runners:
value and authenticity
- 10 **Progress in quality**
Z-gauge modelers on the
charm of the Mini-Club
- 12 **Technology in detail**
The H0 baggage cars of
eras I to IV



12

Worth knowing: For many decades, the baggage car served as an “office” for train personnel – the service compartment and, in early eras, the raised cab where the guard kept watch over the train, were located here. We review the history of the baggage car in H0 across four eras.

18

Fascinating: Märklin fan Klaus Mell pursues model railroading as a “creative hobby” with his son Sören (left) – the layout will never be complete because he is constantly making improvements.




Scene



- 14 **Photo competition**
The most beautiful photos
of the first Club trip of 2015
to the Gotthard Pass in
Switzerland
- 17 **Promotional models**
Selected rolling stock
bearing messages
- 18 **Model railroader profile**
Layout construction, models,
and prototypes are simply
part of the Mell family

22

Advantageous: The Club area on the Internet always provides a wealth of exclusive information to Club members. Competitions can also be found here – and you can manage your personal Club data.



Service



- 22 **Series Club benefits**
All the latest about the
online Club platform
- 23 **The inside track**
Dates for the digital info
days
- 24 **The special model**
Two “Halbschuhe” – the
perfect pair from Märklin



Aesthetic precision mechanics: The Class 236 "Doppelte Lottchen" (Tiny Twins). The Z-Club model 2015 combines the latest technology with lots of emotion.

Dear Märklin Insiders,

Märklin is currently receiving very positive feedback for its Z-gauge models – as more and more professionals discover the world's smallest mass-produced gauge for use on layouts. For this reason, we talked to Product Manager Jürgen Faulhaber about the Z-gauge range for 2015. We also examine why the Mini-Club is currently doing so well both from a technical perspective and in terms of image. In addition, experts explain what attracts them to gauge Z. The model section is rounded out with the popular promotional models and the heading "Technology in Detail", which focuses this time on H0 baggage cars.

Club members on the first of the two Club trips in 2015 to Gotthard and Furka in Switzerland, accompanied by H0 Product Manager Karl-Heinz Grässle, experienced just how inspiring prototypes can be. A jury picked the best photo and we are featuring it – framed by a selection of additional snapshots. It also gives us particular pleasure to profile Klaus Mell, a Märklin owner and layout builder whose model railroading 'career' will no doubt strike a chord with many people. The fascinating thing about model railroads, according to Klaus Mell, is "the creativity involved in the hobby".

Finally, in the service section, you can find information about the exclusive range reserved for Club members in the Club area on the Internet. And anyone interested in meeting with a Märklin Trainer will certainly find a suitable opportunity in the event overview for the digital info days. Speaking of events: if you want to look back at the IMA and Märklin Days 2015 – you can find the latest photos on the Märklin Facebook page and in the web center on the Märklin's Germany website at Service/Erlebnis/Veranstaltungen. Enjoy reading your Club News!

YOUR INSIDER CLUB TEAM

YOUR SERVICE NUMBERS

CUSTOMER SERVICE

Club hotline

Telephone Monday – Friday
01:00 p.m. – 05:00 p.m.
Tel.: +49 (0) 71 61/6 08-2 13
Fax: +49 (0) 71 61/6 08-3 08
E-mail: insider-club@maerklin.com
Post address: Märklin Insider Club, Postfach 960,
73009 Göppingen, Germany

The Club hotline is the central contact point for:

- ▀ Technical questions about Märklin products
- ▀ Information on current events at Märklin
- ▀ Seeking spare parts
- ▀ Inquiries on the status of a repair you have sent in

Internet

www.maerklin.de
club.maerklin.de

Are you moving?

Please inform us in good time of your new address so we will know where we can reach you. A simple application to the post office to forward mail is unfortunately not enough.
Thanks for your cooperation!

MASTHEAD

Publisher

Gebr. Märklin & Cie. GmbH
Stuttgarter Str. 55–57
73033 Göppingen, Germany

Supported by the heller & partner media group
Head of Publishing: Lutz Eckardt

Märklin Insider Club

Silvia Römpf (responsible)

Editorial

3G Media GmbH: Peter Waldleitner (Editor-in-Chief),
Lars Harnisch, Rochus Rademacher, Stefanie Hirrle

Concept and art direction, pre-press production

heller & partner communication GmbH
Tel.: +49 (0) 89/45 71 00
www.heller-partner.de

Photos

unless otherwise stated: Märklin Insider
Title: Kötzle

No liability is accepted for dates quoted.

E 254246 – 05 2015 © by Gebr. Märklin

The Club News is an exclusive and integral part of this mailing for Insider Club members. All products mentioned are subject to alteration and availability. All rights reserved. Reproduction, complete or in part, prohibited except with written consent. This also applies to storage in electronic databases and copying onto CD-ROM. The editor is not liable for any unsolicited manuscripts, photographs or illustrations.

The Club mailing 05/2015 includes the following enclosures: Märklin Insider News 05/2015, Märklin Magazin 05/2015, Märklin New Items brochure for Fall 2015, MHI Train Stories, brochure class 01.5, brochure upgrade decoder, 2 postcards for the Electric Locomotive Double Set 31100.



See fabulous models close up: Märklin will be exhibiting at Faszination Modellbau and three other model railroad shows this fall.

OCTOBER/NOVEMBER EXHIBITIONS

A fancy for Märklin



After the Leipzig exhibition modell-hobby-spiel (October 2 to 4, 2015), the next model railroad show on the calendar is the Vienna exhibition (Messe Wien) from October 23 to 26. Apart from its own big exhibition stand, Märklin is joining forces with Faller to provide a 130 m² (1400 ft²) play area. On presentation of their Club card, members pay only 9 instead of 13 euro entrance. A short time later, Faszination Modellbau opens from October 30 to November 1, 2015 in Friedrichshafen, Germany. Naturally Märklin will be there with a stand. Apart from models, there will be plenty of layouts and accessories on show at the Lake Constance exhibition. Club members pay 10 instead of 13 euro entrance here. The show is open from 9:00 a.m. to 6:00 p.m., on Sunday until 5:00 p.m.

(info: www.faszination-modellbau.de). At Modell Süd 2015 (November 19 to 22, 2015, opening times: 10:00 a.m. to 6:00 p.m., info under www.messe-stuttgart.de/modell) Märklin fans will find contacts at the Trix stand, where there will again be several layouts operating. H0 specialists like the MEC Esslingen and the MEC Stuttgart will also be on the spot. And if you have a fondness for N-gauge, you'll find at the 10th N-Scale Convention an 800-meter (875 yards) long layout with modules from all over Europe. With the Club card, members also have reduced entrance charges to Modell Süd: they pay 11 instead of 13 euro for the pleasure. **///**



Under "Erlebnis" in the Märklin Homepage, heading 'Veranstaltungen', you will find dates for forthcoming exhibitions.



Ideal for the starter: the digital starter set with Mobile Station (item 29853).

Dad, come play

The Märklin-Händler-Initiative MHI (Märklin Retailer Initiative) starts an initiative this fall "Dad, come play" with large posters, web presentation, shop window design and magazine advertisements. In November a suitable digital starter set (item 29853) is due to be released by Märklin. The modern era VI selection, with the easy-to-lay C-track system and the Henschel DHG 700 diesel loco with mfx digital decoder, is the perfect way to get into the digital world of the model railroad for the entire family. The set includes a DB AG low-side car and two gondola open freight cars with removable sand and coal load inserts. The loco logs on to the Mobile Station automatically, while the lighting effects like the triple headlight and the flashing warning light on the cab roof add to the play value.



Photo: Märklin

For universal use: the Club's 2015 gift of the year for gauge 1 fans.

Gauge 1: Exclusive annual present

In 2015, gauge 1 fan Club members will receive the exclusive gift of an attractive laser-cut building kit: It is a model of the halt at Etzenbach on the Münster Valley line in the Breisgau, made of colored Bristol board. The present is scheduled to be delivered in early November 2015 direct to the addresses of the Club members. **Delivery of the gauge 1 present will depend on the registration in the Club area.** The entry "Spur-1-Präsent" (gauge 1 present) must be selected in the field "Jahreswagen" (yearly model) under club.maerklin.de (see "MyClub"/"Preferences"). Please note that in future either an Annual Car (H0 or Z) or the gauge 1 present will be available in the framework of Club benefits. According to this entry, an order form will be sent to you for the Annual Car or the gauge 1 present will be sent to you directly. You can also notify your selection by telephone using the Club hotline (tel.: +49 (0) 71 61/608-213, see also service numbers on page 3). **In either case the entry should be made by October 25, 2015 at the latest.**



Model railroaders meet at the 1. MCN

The 1. Märklin Club Nuremberg (1. MCN) is putting on a major exhibition under the slogan "Model railroads in garlic land" from November 6 to 8, 2015 in its club rooms. The club layouts in H0 and gauge 1 will be in operation. The big H0 layout has been extended and there is also a module with the Faller Car system. Apart from the tombola for all, the model railroaders' meet will also be worthwhile for potentials new members: they will be taken on without a joining fee. Opening times: November 6, 2015 from 5:00 p.m. to 9:00 p.m., November 7/8, 10:00 a.m. to 5:00 p.m.; venue: Am Wegfeld 41, 90427 Nürnberg-Buch, Germany. Further info online under www.erster-maerklin-club.de

Photo: 1. MCN



Running days in November: the big H0 layout of the 1. Märklin Club Nürnberg.

Old treasures

Around 30 historic layouts and display cabinet exhibits in various gauges will again be on view on October 24/25, 2015 (from 10:00 a.m.) at the historic Model Railway Exhibition with European participation in Berlin. The occasion marks the 80th anniversary of Trix Express, and Märklin fans will get value for their money too. Event organizers are the Trix Express Freunde Berlin. You will find more information under www.trixstadt.de. Venue: Gustav-Heinemann-Oberschule, Waldsassener Str. 62, 12279 Berlin-Marienfelde, Germany.

Photo: Trix Express Freunde Berlin



In Berlin there will be some rare exhibits to be seen.

Club model delivered


Good news for all Club members: The class 18.5 H0 Club model (item 39030) and the matching express passenger car sets (item 42259) have all been delivered from the factory to retailers.



Club tour memento

All Club members who took part in the 2015 Club trips to the Gotthard and Furka were presented with a memento of their trip in the shape of the book "Gotthard - Königin der Alpenbahnen" (Klaus Eckert). You will find details of a photographic competition for the first Switzerland Club trip on page 14; the second round follows in issue 06/2015.

Photo: VGB Verlagsgesellschaft



Book gift as memento of Club trip.

MINI-CLUB 2015: CONVERSATION WITH PRODUCT MANAGER Z JÜRGEN FAULHABER

Takeoff with Z

Continually striving for true-to-life realism and quality of the Mini-Club, that's the task of Jürgen Faulhaber, Product Manager Z-gauge at Märklin.



Jürgen Faulhaber, Product manager Z at Märklin: "Metal superstructure, fine valve gear, spoked wheels – the tender loco 01 147 is one of my favorite models".

The year 2015 is marked for the Mini-Club by major anniversaries, and behind each one of the anniversary models is a large exclamation mark. "We celebrate 50 years of the E03 with the class 103.1 in "Tourist train" colors (item 88542)", says Jürgen Faulhaber. "Thanks to digital printing, it's an outstanding achievement". The silver jubilee of German reunification is the subject of the "Taurus" of TX Logistik/MRCE (88587) in the "Deutschlandlok" design and the "Fliegende Hamburger" express rail car 137 225 (88873). "The 'Taurus' has an authentic third single-arm pantograph, the SVT 137 sports a third headlight and warm white LED lamps", continues the Product Manager Z, pointing out two special features.

The two other silver anniversary models have these too: "In the train set 'Lufthansa Airport Express' (81551) with the class 111, for the first time in Märklin Z the cars have interior fittings, and on top of that, interior lighting with LEDs has been realized", as Jürgen Faulhaber reports. He also produced a class 101 loco with bodyside advertising for the MHI anniversary. The "Adler" is overtaken by a white class 101.

“We are continually perfecting the expert’s gauge Z.”



Airy: As a Z-scale laser-cut building kit, the station Hamburg Dammtor (item 89792) shows the tiniest details.



Product innovations 2015

More filigree, functional and visually even more accurate: These are the production aims of Märklin in Z-gauge. Four examples highlight the silent revolution in the expert’s gauge.

FINEST DETAILS

The valve gear of the class 50 heavy freight loco with cab-tender (item 88842) is fully functional. Brake rigging, pipework and sander pipes are all delicate too. Even the frames on the cab-tender’s rear windows are printed.



STRONG AS AN OX

A small new high-performance motor for Z-gauge is fitted for the first time in the 2015 Club model – two at once, since in the twin class 236 (item 88770), both locos are motorized. Further Z motors are being endurance-tested by Märklin.



“Generally, we strive to continue perfecting the expert’s gauge Z”, explains the Product Manager, pointing out the four major features of functionality, paintwork, lettering and detailing. “Enriching the card model construction sector with the highly-detailed architectural building kit of Hamburg Dammtor station (89792/89793), is another factor contributing to our target of adding even more life to Z-gauge and promoting the Mini-Club”. Märklin’s intention is not to compete with Z-gauge accessory manufacturers, but to complement their ranges with subjects close to railroads such as stations and loco depot equipment.


Progress in function and detailing

In the functionality sector, Jürgen Faulhaber mentions the premiere of interior fittings and lighting in the Lufthansa-Express, and in the “Tourist train” cars (87300) short coupler hooks enhance the realism by reducing the spacing between passenger cars. Märklin stays innovative in the drive sector too: “In the 2015 Club model, the class 236 twin diesel loco (88770), a small new high-performance motor celebrates its premiere. Further motors are already undergoing endurance tests”.

As examples of more detailed design of locos, Jürgen Faulhaber puts three steamers on the table. “On the Royal Bavarian State Railways S 3/6 (88923) for the first time in Z we fitted rod buffers with enlarged heads. And on the class 52 condensing tender loco →

LET THERE BE LIGHT

In the three cars of the train set “Lufthansa Airport Express” (item 81551), interior lighting is provided for the first time in Z-gauge by LEDs. This enables you to see another innovation for Z-gauge: the cars’ interior fittings. The class 111 loco is also illuminated with warm white LEDs.



REFINEMENTS

Märklin celebrates the 25th anniversary of German reunification with the general purpose ES 64 U2 loco of TX Logistik/MRCE (item 88587); the “Taurus” is designed as “Deutschlandlok”. The point: there is a third single-arm pantograph. The outer ones are electrically functional.



→ (88830) the headlights of warm white LEDs change ends with direction of travel – for the first time a Z-tender is fitted with headlights ex-works. It's the third model though, the cab-tender class 50 freight loco (88842), which steals the show: “The ten-coupled loco has filigree representation of the brakes, sand-pipes and boiler pipework and above all fully functional valve gear”. The many Z-gauge operators really appreciate such details and collectors are entranced by the cab-tender’s rear windows which have their frames printed.

Models with spectacular art print

Naturally the surfaces designed bring the Z models even closer to the real thing. Apart from the “Tourist train”, the printing on the SBB class 460 (88467) is outstanding – the owl’s eyes and plumage are brilliantly executed despite the beaded body-sides. Those who like weathered models are not forgotten either: there is light weathering on freight cars for coal transport such as the car set (82370) and the add-on set “Coal transport” (82379), supplied along with a Büssing truck and trailer, including a conveyor belt.

New tooling and product management determine the look of the rolling stock fleet. Thus the track maintenance set (81071) has newly-designed Res type stake cars which are loaded with ballast.



Aesthetic: Realistic Z model (item 88467) thanks to digital printing.

Z-gauge: the 2015 anniversary models

“Model railroaders are very history conscious and that’s why we take advantage of important anniversaries”, Z Product Manager Jürgen Faulhaber says, explaining why in 2015 he has sunk so much of his

development budget in models commemorating historical events: the 25th anniversary of reunification, Lufthansa Airport Express, Märklin Retailer Initiative (MHI) and the 50th anniversary of the E 04 electric loco.

1 REUNIFICATION – SILVER JUBILEE

Elegant: In 1985, SVT 137 225 as a GDR museum exhibit took part in the exhibition “150 years of railroads in Germany”; after the fall of the wall, the express diesel rail car regained its characteristic original violet and beige color scheme – and that is how the Z model (item 88873) is presented.




2 SILVER JUBILEE OF THE LUFTHANSA AIRPORT EXPRESS

Exclusive: In May 1990, the Lufthansa Airport Express started regular service operating between Stuttgart and Frankfurt Airport as a passenger train hauled by a class 111 electric loco. Like the class 403/404 express railcar, it was painted in Lufthansa house colors. The Z model (item 81551) has interior fittings and lighting.





Magic: The owl of the Swiss Federal Railways class 460 advertising the Swiss loco engineers' association (VSLF) is looking at the observer.

In the “Tourist train”, the dining car is a novelty. Typical examples of reworking are the Insider 2015 Annual Car – the Kmmks 51 sliding roof car has a long chassis and brakeman’s cabin – or the PPÜ baggage car in the era I express passenger car set (87321). And loads like flanged pipes in the heavy-duty flat car set (82349) or Lanz tractors in the mixed freight train car set (82338) are enthusiastically welcomed as eye-catchers by Z-gauge model railroaders. The classic prototypes are essentials for Jürgen Faulhaber. “The 2015 superstar is a Ce 6/8 III. As an extra delicacy, for the first time the “Crocodile” has LED lighting with a Swiss headlight code”. And the Swiss Federal Railways’ class Am 4/4 with its fire-red color scheme attracts the V 200 fans. This year’s Christmas starter sets will certainly be an attraction for those interested in Z-gauge – with decorated model Christmas trees and Christmas market. A class 24 steam loco is in charge of a freight train as a German ‘Christmas express’ (81841), while “Casey Jones” is in charge of the Christmas train for Great Britain and Europe (81845: 230 volts), and the USA (81846: 120 volts). 

*Text: Rochus Rademacher
Photos: Kötzle, Märklin, Daniel Schlag*

3 MHI SILVER JUBILEE



Classic: In 1990, the Märklin-Händler-Initiative MHI (Märklin Retailer Initiative MHI) was established. This anniversary is marked by the class 101 express loco (item 88676). In the area of the loco printed in blue, the “Adler” steams along, pursued by a white class 101 electric loco, its end coinciding with the end of the model.

4 50 YEARS OF THE E 03



Unique: One of the best-known of all German locomotive types and for many years the DB’s flagship – the powerful class E 03. The Z model (item 88542) is produced as a DB AG class 103.1, in the 1996 “Tourist train” color scheme. The 103.1 has matching passenger cars (item 87300).



Scale Z: The professional gauge with charm

From lifestyle product to an exciting professional gauge – Mini-Club has found its way. The advances in the quality of models are also apparent. Two Z-model railroaders have taken a close look.

The gauge Z has returned to its roots – so says Holger Späing, whose website www.trainini.de is devoted to all things Z. “In the 1980s, Märklin emphasized the advantages of the Mini-Club with spectacular exhibition layouts by Bernhard Stein such as “Hirschsprung Station”, “Geislinger Steige” or the “Loreley”. There followed a phase during in which gauge Z was presented primarily as a lifestyle”. Today, he adds, we are seeing a return to

fantastic layouts, modules and dioramas that showcase the Mini-Club as a model railroad for experts: “They underline what makes the smallest mass-produced model railroad unique – vehicles manufactured to authentic scale lengths and with impressive levels of detail traveling through expansive landscapes”.

Z-models have made great strides in terms of authenticity

This trend is evident, confirms Dietmar Stäbler, club president of Z-round table Unterreschbach e.V.: “Naturally, many Z fans are also passionate collectors, but the Mini-Club has once again found its way out of the display case. Z scale is now featured in every model railroad exhibition and, with modular layouts as well as functional dioramas, the community is demonstrating what can be achieved at 1:220 scale”. This was also recently demonstrated at the “Spur-Z-Convention Süd-Deutschland” at the 32nd IMA/10th Märklin Days in Göppingen, Germany. And at the last community convention in Altenbeken, Germany, visitors were amazed by the imagination and execution of the modules exhibited by the round table in Unterreschbach, Germany – from the lively zoo, to self-driving buses, and all the way to the bustling harbor. “Z demands that viewers pay close attention”, says Dietmar Stäbler. “But those willing make the effort will experience the miniature sensations of model railroading”. Holger Späing adds to this view by referring to the agility of the Z community and its awareness of contemporary trends:

“In 2011, Friedrich Scholta from round table Unterreschbach e. V. set a record at the Intermodellbau fair with a soccer stadium packed with some 12,000 Z-scale soccer fans. And in 2015, the “Streetkings” rock band shrunk to Z-gauge format caused a sensation at the Dortmund fair”. Naturally, the models also contribute to the level of appreciation. “We can now look back on 43 years of Z scale history – and although we will never run out of prototypes, all the important vehicles have already been produced in this scale”.

Z with passion: Holger Späing follows and comments on developments in Z-gauge on his website www.trainini.de



Active Mini-Cub: Dietmar Stäbler (at the buffer, with a beard) chairs the Unterreschbach round table and helps run the Z-Museum in Dieringhausen, Germany.






Z in action: The Club model 2015 with the permanently coupled class 236 double diesel locomotive hauls a passenger train.

says Trainini Editor-in-Chief Holger Späing, in reference to the quantitative aspect. “And we have made spectacular progress in the area of execution, partially as a result of general industry trends such as miniaturized high-performance electronics and production processes”. As an indication of the advances made in quality, the Club member recommends examining the steam loco valve gear. “This applies to the tender locomotive 01 147, the class 55 freight locomotive or to the class 50 locomotive with a cabin tender with fully functional valve gear”. Lettering technology has always been one of Märklin’s specialties. “It is impressive to see how it has expanded. This is evident, for instance, on the multi-colored warning arrows for overhead electric lines printed on domes, or the printed seals on the covers of the class 103.1 “Touristikzug” (tourist train) loco – the covers on the prototype were removable”. And since we are on the subject: “By mastering digital printing, Märklin is setting itself apart from the competition – the MHI model of the “Touristikzug” loco

is the most successful implementation of this wonderful loco”. Digital printing was not invented in the model railroading field, he adds, “but Märklin employees at the Győr plant adapted and developed the technology for the company as a whole”.

Trainini, Z-Freunde International, the round table Untereschbach – all contribute in their own way to the vibrant Z-scene. Anyone interested in experiencing the fascination of gauge Z should visit the sixth international Z-gauge weekend in Altenbeken, Germany on April 16/17, 2016. 

Text: RR; photos: Kötzle, Untereschbach round table, Trainini



For information about the Z-gauge events, visit the online magazine www.trainini.de, and you can find the Untereschbach round table online at www.stammtisch-unteresbach.de

The Z-Museum Dieringhausen

“The exhibition car of the Untereschbach round table at Dieringhausen Railway Museum provides a good overview of available models in gauge Z”, says Holger Späing of online magazine www.trainini.de, recommending a visit to the club’s partner (www.eisenbahnmuseum-dieringhausen.de). Appropriately, the Z-Museum is housed in a freight car. “Here, visitors not only gain an overview of the current and historical model range, but they also receive tips, as two members of our round table are always on duty during opening hours”, reports the club chairman Dietmar Stäbler. “Of course, we also point out the really worthwhile exhibits in the glass cases – that’s because the real highlights are often overlooked by people who are not used to Z-gauge”. For information about times of opening, visit www.stammtisch-unteresbach.de



Colorful cargo: Dieringhausen Railway Museum is also home to a freight car that has been converted into the Z-Museum.

Technology in detail

They run as part of passenger trains – but they are still something out-of-the-ordinary: the **baggage cars**. They have folding and sliding doors; there are half and makeshift baggage cars and the train crew's service compartment is integrated. Time travel through eras I to IV.

Baggage car (43989)



Type Langenschwalbach (43058)




The two-axle baggage car of the Royal Bavarian State Railways (item 43989) of about 1912 has a train conductor's cupola, and the delicate spoked wheels, large sliding doors and tail-lights are all worthy of attention. The branch line set of type Langenschwalbach (item 43058) of the Royal Prussian Railway Administration includes a four-axle baggage and postal car (PwPost4j Pr.1.4) with barrel roof and dates from about 1916.

The "Donnerbüchse" (4315)



The German Federal Railway's two-axle "Donnerbüchse" standard type car is a classic, with a seven-tonne payload for branch lines. The baggage compartment has two loading doors on either side, and the wide sliding doors can be opened on the model too.



Standard type express train baggage car (42767)



In the historic DRG luxury train of around 1924 (item 42767), the standard type four-axle PpÜ express train baggage car with its barrel roof stands out due to its simplicity. The train conductor observes the train from his raised seat under the roof cupola over the service compartment. A separately-applied footstep eases access to the sliding doors. On the prototype the car superstructure was of steel panels. Due to their tapered ends, these standard express train passenger cars gained the nickname "Hecht" (pike) cars.



"Schürzenwagen" with streamlined cupola (43272)



The DB bottle-green Pw4üse-38 baggage car is known as a "Schürzenwagen" (skirted car) – a streamlined type in which the underfloor components are shielded by a skirt below the sole bar. The express train passenger car's service compartment in its original form has a streamlined cupola. The trucks are Görlitz III lightweight and the longitudinal secondary springs are suspended in shackles as damping elements.






Half baggage car (43950)



The type BD4üm-61 (UIC type X) express train passenger car is a DB half baggage car with six second class compartments, as running in 1964 (item 43950). The shoe brakes and the generator drive are represented in the model and on the ends there are marker lights for when the car is marshaled at the end of the train. The loading space was secured by folding doors.




Boarding using a separately-applied grab-iron; to its right the toilet window



High-capacity baggage car with roller shutters (43960)




The DB's ocean blue-beige Dms 90.5.0 baggage car (Märklin item 43960) matches a typical express train of the mid-1980s, with its vertical car ends and roller shutters. The prototype could either be used as a high-capacity baggage car or it could be divided into up to four excise compartments. The DB dispensed with the entrance doors at the left-hand end.



Lettering and DB emblem clean as a whistle



Folding loading doors – in the prototype these are metal



Car ends with built in 'end of train' signal (not lit)

Two-axle "swan-neck" trucks

Alternator

Interior with LED lighting

Side-wall braces on the car body

Parts of the air brake

Truss-rods for stabilizing the two makeshift passenger cars joined together

Battery box

Step

High loading space window with internal protective grille

Paneled walls

Rubber bellows communicating gangways

Makeshift baggage car (43990)



Märklin's newly-tooled MDyge 986 makeshift baggage car is included in the semi-fast passenger train set (item 43990) as running in about 1975, as an express parcels car. A relic: These were constructed from two two-axle makeshift passenger cars in the 1950s, and were strengthened by truss-rods. Typical for the four-axle car are the "swan-neck" American design trucks, the paneled walls with side-wall braces, the rubber interconnections, the service compartment, the folding doors and the side windows with their protective grilles. The model is equipped with LED interior lighting.



Information on the baggage car models will be found online under www.maerklin.de



Club with “Crocodile”: Basking in wonderful sunshine and visibly content, the Club travel group posed for Peter Daum in front of the loco Ce 6/8 14253 in Erstfeld railroad station. Erstfeld, where additional locomotive treasures are to be found in the depot, is also home to the switch locomotives used on the steep Gotthard northern ramp.

CLUB TRIP TO GOTTHARD AND FURKA IN SWITZERLAND

Good company, good humor

The railroad adventure of the first of two Club trips to Switzerland in 2015 is documented in pictures: The members enjoyed their Gotthard and Furka journeys.



In the engineer's cab: Club member Axel Stritzkowsky photographed the locomotive engineer at work during the excursion.



Axel Stritzkowsky: “Who could have thought that we would come across so much snow at Tiefenbach station – but we were told that snow in summer is certainly possible”.



Klaus-Jürgen Marek: Historic and modern locos sit happily side by side on the Furka railroad section at Oberwald station.



Michael Heid: A “Crocodile” meets a double-header class 185 on the Gotthard southern ramp just beyond Airolo – as seen from the engineer’s cab.

Club member Peter Daum has the talent to organize the group shots during the Club trips – and with a background that everyone will remember: On the trip to Switzerland at the end of June/early July, the Club members posed in front of the Gotthard “Crocodile” (image above), which brought them on the special excursion to the pass – and the Furka Railway stopped between stations amidst landscape that had just shed its covering of snow (page 16). “The trip was very enjoyable – the weather was also fantastic”, reports Peter Daum. “Of course, it was also great that everyone was so nice – the entire group got on well”.

Naturally, the tour organized by Club partner Bahnreisen Sutter was also accompanied by a Märklin employee: the H0 Product Manager. Karl-Heinz Grässle appreciates the informal atmosphere: “I am in contact with Club members at fairs, exhibitions, by e-mail, and by post – but I rarely get an opportunity to discuss our shared hobby in such a

relaxed atmosphere as on Club trips”. Peter Daum also enjoyed the convivial atmosphere: “Of course, we talked about Swiss railroads and model railroads – but on this kind of trip, you get to discuss all sorts of other topics”. And everyone was on board when it came to photo ops with the loco stars. “Watching an approaching ‘Crocodile’ is quite something”, says Club member Daum, recalling an emotional moment. “It is an incredibly impressive locomotive”. No less spectacular is the Furka Railway, “where the snow had only retreated from the route three weeks before we arrived”. Peter Daum had previously traveled along the route from Oberwald down to Gletsch on the Rhône Glacier. “Traveling in the opposite direction was a first – and most enjoyable as the steam locomotive really had to work hard going uphill rather than just braking”. Club members documented the trip to the railroad paradise of Switzerland beautifully in photographs. That made it all the more difficult for the jury of professional photographers and editorial staff to select a winner →



The winners of the photographic competition: The photo of the Furka Railway by Michael Heid depicts a wonderful summer setting that is bathed in sunlight and simply makes you feel good.



Hans-André Battel: With the "Weisshorn No. 6" approaching the Steffenbach Bridge with mountain scenery behind.



Elga Reinfurth: The "Weisshorn No. 6" loco of the Furka Railway in Remise Realp is prepared for the trip.



Caught in the act: H0 Product Manager Karl-Heinz Grässle (2nd from left) in conversation with Club members.



Take a breather: Short sleeves, sunglasses – the second group photograph by Peter Daum documents the early mountain summer with patches of snow.

→ of the photographic competition from all the entries submitted. The final choice came down to two photos – both by Michael Heid from Ludwigshafen, Germany as it turned out. No stranger: The Club member came second in 2014 with a photo taken on the Club trip to the Rhaetian Railway. The winner was an idyllic image: "It shows our special steam train at a photo stop on the Furka mountain line", says Michael Heid, who also knows how to grab an impressive snapshot: "On the southern side of the Gotthard tunnel just beyond Airolo while I was riding in the engineer's cab – we met an oncoming freight train pulled by two class 185 locomotives of DB as we approached the entrance to a tunnel". His work behind the lens will now be rewarded by Märklin with the class 094 freight tank locomotive (item 37162). And for all Club travelers, there was a gift from the Club: the book "Gotthard – Königin der Alpenbahnen" (Gotthard – Queen of the Alps railways) by Märklin TV editor Klaus Eckert (see page 5). The author and product manager Karl-Heinz Grässle both signed the magnificent illustrated volume, thus making it the perfect souvenir. //

Text: RR; photos: Hans-André Battel, Peter Daum, Michael Heid, Klaus-Jürgen Marek, Elga Reinfurth, Axel Stritzkowsky



Many impressive entries were submitted for the photographic competition held in connection with the Club trip to Switzerland in June/July 2015. A selection of these can be found on the Internet at www.facebook.com/maerklin

Promotional models

August/September 2015

4415.605 / 8600.162 "Oktoberfest 2015"

HO / Z

Märklin Flagship Store München, Bahnhofplatz 7, 80335 Munich, Germany, tel. +49 (0) 89/24 20 66 36, epost@maerklin-store-muenchen.com, www.maerklin-store-muenchen.com



4415.606 "Het Spoorwegmuseum"

HO

Het Spoorwegmuseum, Maliebaanstation, 3581 XW Utrecht, The Netherlands, tel. +31 (0) 30/2 30 62 06, info@spoorwegmuseum.nl, www.spoorwegmuseum.nl



4415.607 "Märklin Club Argentina"

HO

Hobby-Eberhardt GmbH, Allerheiligenstrasse 8, 74072 Heilbronn, Germany, tel. +49 (0) 71 31/9 91 12-0, info@hobby-eberhardt.de, www.hobby-eberhardt.de



4890.135 "Otto Monsted"

HO

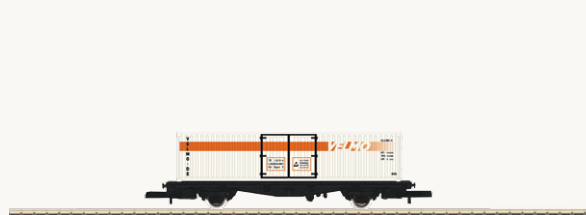
Tog & Tekno, Boulevarden 42, 9000 Aalborg, Denmark, tel. +45 (0) 98 12/04 11, info@togogtekno.dk, www.togogtekno.dk



82361.006 "Velmo"*

Z

Velmo – Veit Elektronik für Modellbau (Veit electronics for modelling), 64319 Pfungstadt, Germany



94445 "Millet"

HO

Special production for the company Millet. This car is also available at Märklin retailers in Switzerland, France and Italy.



Please note that promotional models are only manufactured for Märklin retailers or for commercial or industrial companies (the latter are marked with an *). Models marked with an * are not generally offered for sale and therefore, no addresses are given. Only models already delivered may be publicized, and only when the customer has given explicit permission for this.

— PORTRAIT KLAUS MELL: MÄRKLIN OPERATOR AND LAYOUT CONSTRUCTOR

Creative hobby

How does a Club member indulge in his hobby? For Klaus Mell, captivated by a model railroad at nine, the fascination of models, prototypes and layout design persist. A portrait.

Youthful dream fulfilled: As a nine-year-old, a lighted layout entranced Klaus Mell. Today, the lights are on his own layout, whether they are triple head-lights, street lanterns or lamps in buildings.





A lively scene: Crates and boxes are stacked on the loading ramp, the Claas combine harvester is already on the flat car and steel panels are being unloaded.

What makes the model railroad such fun?

Mell: The fascinating thing about model railroads is the creativity of the hobby – you can express yourself in so many ways, as a carpenter, an electrician or a landscape designer. Model railroads have adopted exciting new directions for development in the electronics field with digitalization and sound, which in turn open up new avenues like the camera loco, and running from the loco engineer's view. There's lots of innovation – and that matches the model layout which as we know is never really finished. I certainly always find something which needs improving. The model railroad is also in season for me in summer – on the terrace. What I find great is that my wife and son both share my fascination for the model railroad.

Do you remember exactly how you first met up with the hobby?

Mell: Certainly. On a visit to my uncle when I was nine, he let me play on his Noch layout with Märklin trains. The layout had a special attraction for me as it was lit exclusively with turnout

lanterns, house lights and locomotive headlamps. Looking back, this magical experience was the point at which the Märklin and model railroad virus infected me. I immediately wanted such a layout myself.

And the wish became reality?

Mell: When I was twelve, I was given the first presents towards my Märklin layout. I was overjoyed, and started putting up the layout instantly. There were masses of M-track and turnouts, a few freight cars and a class 81 steam loco (it still had a reversing switch on the loco), houses and a transformer. There was also a baseboard measuring 190 x 90 cm (6'3" x 3'). It was fitted with casters, so I could push it back under the bed after I had finished playing with it. At last I had a layout to call my own. The first steam loco I bought myself was the Märklin class 41. →



Life by the track: At the signal tower (left) the signalman waves to Club model 58 1836 and there's an argument at the freight shed (right), but that doesn't bother 39 048 as it rushes past.





Sporting challenge: Mountaineers are practicing on a training climb – the first in the roped group has already reached the summit.



Relaxation is a must: Aloft on the horse, rider and horse are crossing the meadow. In the background, tracks with a V200.

A shared hobby: Club member Klaus Mell with son Sören.



“Märklin does a good job with the appearance of its models.”

Many Club members are very fond of the full-scale railroad. What are your thoughts?

Mell: My prototype interest has really only developed over the last 20 years, and particularly for steam locos. It all started with the Chiemseebahn, then with visits to museums like Darmstadt-Kranichstein and Hanau loco depot and various steam special trips, it “just grew” It is simply gripping to see how these colossal machines “live”, and to inhale their smoke and steam. No-one can resist the aura radiated by steam traction – even the eyes of my 15-year-old son start to shine.

Can models impart this charisma then?

Mell: Preferences in models arise from personal experiences, the aura of the prototype and design. One of my favorite steam loco models is the class 44 – this machine positively radiates power. I find the shape and color scheme on the SBB TEE Gottardo rail car attractive, and for the same reason my first choice in diesel railcars is the VT 11.5 and in electric locos, one of my top favorites is the class 103 on account of its design and its TEE color scheme. And as to the appearance of its models Märklin does a very good job – for me Märklin is and remains unchallenged as the number 1 in the model railroad field.

If you compare today with yesterday, where is progress in the model railroad field particularly conspicuous?

Mell: Many of today’s developments were unimaginable 40 years ago. In landscape design there has been a quantum leap – trees, meadows, fields, plants and buildings are now far more realistic.



It won't be long now: Vehicles patiently wait on the country road until the "Kittel" steam powered rail car has passed the grade crossing.

In models of locomotives, passenger and freight cars as well, the level of realism can hardly be bettered; some models have even achieved details more the preserve of small-series manufacturers. I already mentioned digitalization and sound.

You're currently building a large H0 layout. What is its theme, and what's the attraction of designing it?

Mell: The layout theme is a single-track main line somewhere in the central highlands without a direct prototype, with a branch line and a connection to an industrial complex. The L-shaped layout is 400 x 140 x 240 cm (13'1" x 4'7" x 7'11"), is on two levels and is set in eras III and IV. For me generally, the landscaping (which includes the design of various cameo scenes) is the 'free-style' in model railroad layout design. Ideas for the design of various scenes and railroad operation, allotment idyll or agricultural activities are all taken straight from real life, so from what I have experienced myself, ideas from magazines and spontaneous ideas prompted for instance by newly-acquired Preiser figures or themed sets.

You have also included moving components. Which of these are especially popular with spectators?

Mell: Two examples are by Viessmann: curtained crossing gates with sound and an electronically-controlled water crane on the island platform. Also very popular are the flying stork by Busch and the tree felled with the help of electronics including an electronically operated wood chopper with suitable sound. Lighting effects are also observed – a man is using a camera which flashes, or the policeman's baton which is lit. Noticeable too, a farmer with a scythe, a woman with a moving arm beating a carpet as was the custom in days gone by, or the two beer-drinkers heartily drinking each other's health. //

Text: RR, photos: Niki Miyabe

Well-planned running pleasure

To display a variety of operations, Klaus Mell has constructed his H0 layout (400 cm x 140 cm x 240 cm (13'1" x 4'7" x 7'11")) on two levels which are laid with C- and K-track respectively. "On the upper level there is a through station and the track leads to the lower level via a helix on the left, and on the right via a ramp", explains the digital operator. Underground there is a four-track staging yard. "In addition, the layout has a branch line with two-track staging yard with another ramp also leading to the lower level". The large layout has a masterly blend of nature, greenery and garden design as well as built-up areas, and forest, hay-fields and meadows alternate with allotments and a practice climb for mountaineers. The whole picture is rounded off by a little village with church and an industrial area. Naturally there tunnels, road bridges and grade crossings, as well as signal towers, crossing keeper and a freight depot with a loading ramp. "Building started in 2004, but even today the layout is not what I call finished", says Klaus Mell, who is already planning a second layout: "This will be a model of my home station Hanau-Grossauheim as it was in the 1950s and 1960s". The two layouts will then be interconnected with showcase pipes by Trainsafe, which can be operated in both directions.



Impression: At the grade crossing, a crossing keeper keeps watch on the private siding; the streets are illuminated.



The portraits of Club members and Insider round tables published in the Clubnews will also be found online: PDFs of the Clubnews are in the Club area under club.maerklin.de



Login für Märklin-Insider Club-Mitglieder

Mitgliedsnummer: Passwort:

Passwort vergessen?

einloggen

Club-Leistungen

Jetzt Club-Mitglied werden

Interessenten aus den USA und Kanada können sich unter folgender Web Adresse zum Club anmelden:

www.marklin.com

märklin

CLUB AREA IN THE INTERNET AND MÄRKLIN ONLINE SHOP

Club benefits online

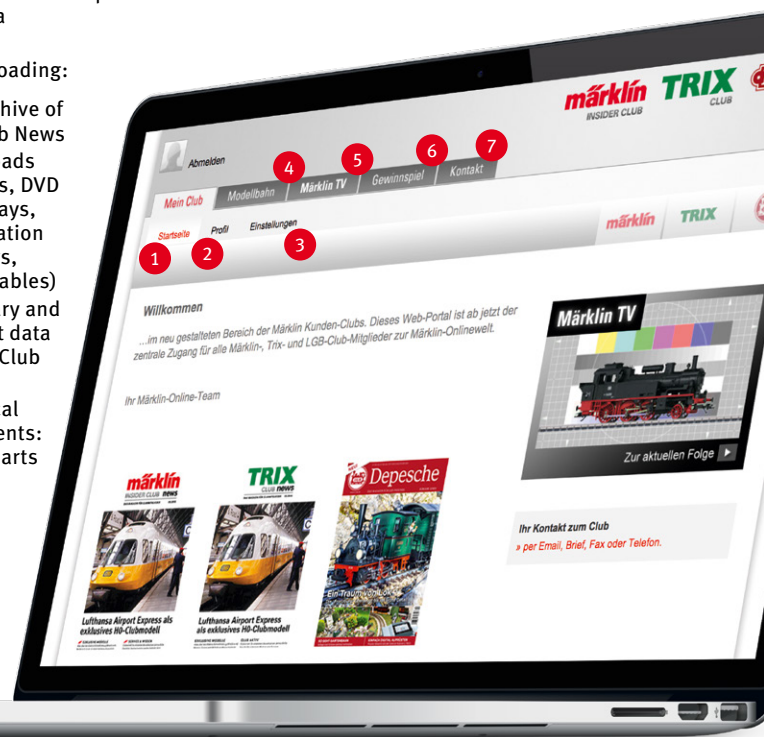
On the Club platform in the Internet there are exclusive benefits such as downloads and Märklin TV films for members.

And in the online shop they profit from special mailing prices.

A part from the informative material such as the Märklin Magazin and Clubnews as well as the many exclusive models, Club members also gain access to the online Club area (club.maerklin.de). Here in the download area for instance there are lists of the many Club cooperation partners and contact details for Insider round tables, the Clubnews are archived in PDF format and there is a summary of the exclusive Club models and competitions and eventful films from Märklin TV. Club members can also call up their order history, and a recent additional feature is that online in the Club area ("My Club" / "Preferences"), all members can also see what membership details are stored for them in the Club's administration. These details can also be updated here. Finally, the online shop (www.maerklinshop.de) allows members advantageous rates for mailing within Germany.

Text: CN/Photos: Märklin

- 1 Starting in the Club online world
- 2 Profile: exclusive Club models for members to order
- 3 Preferences: sight of and making alterations to personal contact data
- 4 Model Railroading:
 - PDF archive of the Club News
 - Downloads (posters, DVD title inlays, cooperation partners, round tables)
 - Summary and product data for the Club models
 - Technical documents: spare parts lists
- 5 Märklin TV films
- 6 Internal Club competitions and campaigns
- 7 Contact data for the Club



Find the Club area in the Internet under club.maerklin.de, the Märklin online shop under www.maerklinshop.de

Digital info days



Digital info days Germany

Date	Retailers	Address	Time*
December 03, 2015	Turberg Modellbahnen	Lietzenburger Straße 51, 10789 Berlin	10:00 a.m. – 6:00 p.m.
December 02, 2015	Modellbahn Pietsch	Prühßstraße 34, 12105 Berlin	10:00 a.m. – 6:00 p.m.
November 26, 2015	Züge und mehr	Altstädter Straße 17, 20095 Hamburg	10:00 a.m. – 6:00 p.m.
November 25, 2015	Modellbahnspezialist Haar	Hauptstraße 96, 28865 Lilienthal	10:00 a.m. – 6:00 p.m.
November 12, 2015	Modellbahnladen und Spielparadies	Kampstraße 23, 33332 Gütersloh	10:00 a.m. – 6:00 p.m.
November 06, 2015	Bastler Zentrale Lonthoff	Neustadt 28, 35390 Gießen	10:00 a.m. – 6:00 p.m.
October 17, 2015	Menzels Lokschuppen	Friedrichstraße 6, 40217 Düsseldorf	10:00 a.m. – 6:00 p.m.
November 13, 2015	Modellbahn Apitz	Heckinghauser Straße 218, 42289 Wuppertal	10:00 a.m. – 6:00 p.m.
November 24, 2015	Der Lokschuppen	Märkische Straße 227, 44141 Dortmund	10:00 a.m. – 6:00 p.m.
November 05, 2015	Spielzeug-Paradies-Wagner	Dr.-Ruer-Platz 6, 44787 Bochum	10:00 a.m. – 6:00 p.m.
November 04, 2015	Modellbahnen Walter Licht	Hammer Straße 157, 48153 Münster	10:00 a.m. – 6:00 p.m.
November 11, 2015	JB Modellbahnservice	Lotter Straße 37, 49078 Osnabrück	10:00 a.m. – 6:00 p.m.
November 06, 2015	Märklin Store Theis	Wormser Straße 59, 55130 Mainz	10:00 a.m. – 6:00 p.m.
October 16, 2015	Modell-Pelzer	Potthofstraße 2–4, 58095 Hagen	10:00 a.m. – 6:00 p.m.
November 05, 2015	Modellbahn-Depot	Karlstraße 10, 63739 Aschaffenburg	10:00 a.m. – 5:00 p.m.
October 08, 2015	ModellbahnShop-Saar	Pfuhlstraße 7, 66589 Merchweiler	10:00 a.m. – 6:00 p.m.
November 13, 2015	Spielwaren Werst	Schillerstraße 3, 67071 Ludwigshafen	10:00 a.m. – 6:00 p.m.
October 09, 2015	it-works Systemtechnik	Bahnhofstraße 3, 67146 Deidesheim	10:00 a.m. – 6:00 p.m.
November 24, 2015	Alexander Schuhmann	Schützenstr./Ecke Richard-Wagner-Str., 69214 Eppelheim	10:00 a.m. – 6:00 p.m.
December 09, 2015	Seitz Modelleisenbahnen	Allmersbacher Straße 1, 71546 Aspach	10:00 a.m. – 6:00 p.m.
October 27, 2015	Modellbahn Seyfried	Durlacher Straße 12, 75172 Pforzheim	10:00 a.m. – 6:00 p.m.
October 28, 2015	Franz Storz	Schillerstraße 55, 78713 Schramberg	10:00 a.m. – 6:00 p.m.
December 11, 2015	Märklin Store München	Bahnhofplatz 7, 80335 München	10:00 a.m. – 6:00 p.m.



Digital info days Switzerland

Date**	Retailers	Address
October 13, 2015	Jouets Boller	Bd Georges-Favon 11, 1204 Genève
October 14, 2015	Rêve de Gosse	Rue Roi-Victor-Amé 8, 1227 Carouge
October 12, 2015	Le Train Jouet	Rue Louis-Bornet 8, 1630 Bulle

The info days in Switzerland will be held in French.



Digital info days Italy

Date**	Retailers	Address
October 16, 2015	Artuffo Modellismo	Corso Giulio Cesare 82, 10154 Torino


Please register for the info days with the sponsoring retailers direct at least a week in advance.

* Ask your Märklin retailer directly whether they break for lunch.

** Ask your Märklin retailer directly for times of the event.

Smart 'casual shoes'

36332 Switch Engine Double Set



Prototype: 2 different Swiss Federal Railways (SBB/CFF/FFS) class Ee 3/3 "Halbschuh" / "Casual Shoe" electric switch engines. Design from the first production series in 1927/28, with a cab at one end and a switchman's platform at the front. One fir green version as it looked at the end of the Forties / beginning of the Fifties, with open buffers, road number 16314. One oxide red version as it looked at the beginning / middle of the Sixties, with open buffers, locomotive road number 16321.

Model: Both locomotives have mfx digital decoders and extensive sound functions. Each locomotive has controlled high-efficiency propulsion with a miniature motor and a flywheel. 3 axles powered on each locomotive. Traction tires. The triple headlights and dual white marker lights change over with the direction of travel, will work in conventional operation, and can be controlled digitally. The lighting can be changed in digital operation to the Swiss headlight / marker light code, with 1 white marker light as well as 1 red marker light when the locomotive is running "light". Maintenance-free, warm white and red LEDs are used for the lighting. The locomotives have finely detailed metal construction with many separately applied parts. The locomotives have detailed roof equipment with double-arm pantographs. Both locomotives are individually packaged and marked, with an additional master package. Length over the buffers for each locomotive 10.9 cm / 4-1/4".

Model highlights

- The "Halbschuh" / "Casual Shoe" from the first production series in 1927/28 as new tooling
- Finely detailed metal construction
- mfx decoder with extensive sound functions
- Each locomotive powered with high-efficiency propulsion including a miniature motor with a flywheel
- Locomotive can be switched to the Swiss headlight / marker light code and a red marker light for running "light"
- Warm white and red LEDs for lighting

Digital functions	Control unit 6021	Mobile Station 60652	Mobile Station 2 60653	Central Station 60215
Headlight(s)	●	●	●	●
Marker light(s)	●	●	●	●
Electric locomotive op. sounds	●	●	●	●
Locomotive whistle	●	●	●	●
Direct control	●	●	●	●
Sound of squealing brakes off	-	●	●	●
Marker light(s)	-	●	●	●
Whistle for switching maneuver	-	●	●	●
Sound of Couplers Engaging	-	●	●	●
Letting off Air	-	-	●	●
Blower motors	-	-	●	●
Brake Compressor	-	-	●	●
Pantograph Sounds	-	-	●	●
Switching maneuver	-	-	●	●



Information on the Ee 3/3 Switch Engine Double Set (item 36332) will be found on the Internet under www.maerklin.de

