

# märklin

## INSIDER CLUB news

THE MAGAZINE FOR CLUB MEMBERS

04.2015



## IMA/Märklin Days 2015: All about Club events and models



### MODEL FASCINATION

H0: All about the details of the class 403/404 Club model  
Gauge 1: The innovative smoke and steam functions of 38 3812

### CLUB EXCLUSIVE

Exhibition: Factory tour and workshops for Insiders  
Added value: Benefits with competitions and price rebates

# Content

## 6

**Fascinating:** The DB matched the rail car class 403/404 to the requirements as the elegant Lufthansa Airport Express. These alterations are also documented in the streamlined melon-yellow and gray 2015 H0 Club model.

### Detail



- 4 **News & Facts**  
Exhibitions with Märklin/  
Self-administration online/  
VGB special discounts
- 6 **Club model 2015**  
Carefully inspected:  
Model details of the class  
403/404 express rail car
- 10 **Start up Club model**  
Annual Car for the Märklin  
young people's Club
- 11 **Promotional models**  
Kaleidoscopic car parade
- 12 **Technology in detail**  
Smooth surfaces: Model  
aesthetics from the  
electroplaters

### Scene



- 14 **IMA/Märklin Days**  
All about the exclusive  
factory tour and Club  
workshop
- 17 **Royal class technology**  
Outstanding smoke and  
steam functions of the  
gauge 1 steam locomotive  
383812

### Service



- 20 **Series Club benefits**  
The Club model: Certified  
display models
- 22 **Club competition**  
Huge picture wallpaper with  
individual motifs to be won.
- 23 **Overview of exhibitions**  
Current dates for the digi-  
tal info days
- 24 **Model highlight**  
First appearance in the  
Märklin range of the  
class 245



## 14

**Informative:** The Märklin factory is open only to Club members at the mega-event IMA/Märklin Days 2015 – offering in-depth insights into the art of model production.



## 17

**Pioneering:** The gauge 1 tender loco 383812 sparkles not only with its fantastic tub-style tender; with three blower motors, the mostly-metal former Prussian P8 also impresses with some very well-thought-out smoke functions.



## 20

**Unique:** Exclusive Club models for members only – the corresponding Certificate of Authenticity for the locos is signed by Märklin Managing Directors Florian Sieber (right) and Wolfram Bächle.



**Understanding model production: Exclusively for Club members, the Märklin parent factory in Göppingen opens its doors during the great event IMA and Märklin Days 2015.**

# Dear Märklin Insiders,

The great event IMA and Märklin Days approaches and many thousands will be meeting up in Göppingen at the top class railroad and model festival from September 18 to 20, 2015. It is a balanced blend of a broad-based model railroad exhibition, a station full of prototypes, and layouts worth seeing which attract railroad fans from all over the world to the Staufer town. For many visitors, the enjoyable festival also has the character of a family reunion – and naturally, the Club has a number of events organized exclusively for its members – exactly what, you can read in this issue.

A further focus of attention will be the finer details of the class 403/404 rail car as the Lufthansa Airport Express, as the 2015 H0 Club model accurately portrays the reconstruction measures undertaken by the DB to qualify its IC rail car for operation in the service of the airline in the early 1980s. No less fascinating are the clever smoke and steam functions Märklin has given the gauge 1 loco 38 3812 – in the royal class steam loco with its tub-style tender there is a triple smoke generator which enhances the realism of the model with some fascinating effects. Our model reports are rounded off by an article covering the current promotional cars and presentation of the Annual Car which the Märklin Start up Club is now producing for the young Club members.

To conclude: a word about two Club benefits: For the competition, picture wallpapers are put up as prizes and for the winners they will be printed with an individual (model) railroad motif. And in a special promotion by the publishing group VGB Verlagsgruppe Bahn members receive a discount of 15 percent off all non-fixed-price items. Enjoy reading your Club News!

## YOUR INSIDER CLUB TEAM

## YOUR SERVICE NUMBERS

### CUSTOMER SERVICE

#### Club hotline

Telephone Monday – Friday  
1:00 p.m. – 5:00 p.m.  
Tel.: + 49 (0) 71 61/6 08-2 13  
Fax: + 49 (0) 71 61/6 08-3 08  
E-mail: [insider-club@maerklin.com](mailto:insider-club@maerklin.com)  
Post address: Märklin Insider Club, Postfach 960,  
73009 Göppingen, Germany

The Club hotline is the central contact point for:

- /// Technical questions about Märklin products
- /// Information on current events at Märklin
- /// Seeking spare parts
- /// Inquiries on the status of a repair you have sent in

#### Internet

[www.maerklin.de](http://www.maerklin.de)  
[club.maerklin.de](http://club.maerklin.de)

#### Are you moving?

Please inform us in good time of your new address so we will know where we can reach you. A simple application to the post office to forward mail is unfortunately not enough.  
Thanks for your cooperation!

### MASTHEAD

#### Publisher

Gebr. Märklin & Cie. GmbH  
Stuttgarter Str. 55–57  
73033 Göppingen, Germany

Supported by the heller & partner media group  
Head of Publishing: Lutz Eckardt

#### Märklin Insider Club

Silvia Römpf (responsible)

#### Editorial

3G Media GmbH: Peter Waldleitner (Editor-in-Chief),  
Lars Harnisch, Rochus Rademacher, Stefanie Hirrlé

#### Concept and art direction, pre-press production

heller & partner communication GmbH  
Tel.: +49 (0) 89/45 71 00  
[www.heller-partner.de](http://www.heller-partner.de)

#### Photos

Unless otherwise stated: Märklin Insider  
Title: Kötzle, Peter Pernsteiner

No liability is accepted for dates quoted.

E 254242 – 04 2015 © by Gebr. Märklin

The Club News is an exclusive and integral part of this mailing for Insider Club members. All products mentioned are subject to alteration and availability. All rights reserved. Reproduction, complete or in part, prohibited except with written consent. This also applies to storage in electronic databases and copying onto CD-ROM. The editor is not liable for any unsolicited manuscripts, photographs or illustrations.

The Club mailing 04/2015 contains the following enclosures: Märklin Insider News 04/2015, Märklin Magazin 04/2015, poster Lufthansa Airport Express class 403/404 (item 37779), order form for Märklin Start up Club Annual Car 2015.



Model railroad live: Superb locos and rolling stock, layouts in operation, accessories for the finest hobby in the world: All this is offered at exhibitions and trade fairs where Märklin is represented. At the major exhibitions, the Club team is also there to welcome members.



## EXHIBITIONS IN SEPTEMBER/OCTOBER

# Märklin at exhibitions

**F**our events in September/October 2015 in Europe are worth entering in your diary – their dates are in the column here on the right. At the great event 32nd IMA/10th Märklin Days (www.maerklin.de/ima2015) on presentation of their Club card, members obtain a discount on the admission fee – for the day ticket, you only pay 8 euro instead of 10 euro (see also page 16). Club members can obtain a reduced-rate online admission ticket to modell-hobby-spiel in Leipzig in the ticket shop (www.modell-hobby-spiel.de, see “Besucher” (visitors)). Instead of paying up to 13 euro on the day, for the online ticket members only pay 8.50 euro. When you order the ticket from the exhibition online shops, simply enter the exclusive Märklin promotional code: MKLMHS15. Faszination Modellbau in



**Göppingen (Germany),  
18.–20.09.2015**



**Bern (Switzerland),  
30.09.–04.10.2015**



**Leipzig (Germany),  
02.–04.10.2015**



**Genk (Belgium),  
26.–27.09.2015**

Friedrichshafen, Germany (30.10.–01.11.15; www.faszination-modellbau.de) and Modell Süd in Stuttgart, Germany (19.–22.11.15; www.messe-stuttgart.de/modell) are also to be noted. There are other exhibitions around Europe too. In Bern at Suisse Toy (www.suissetoy.ch) all toy sectors are represented – of course including model railroads. In line with the accent on toys, Märklin majors on the Märklin my world and Märklin Start up sectors. Layout enthusiasts will be looking forward particularly to the Euromodelbouw (www.euromodelbouw.be) exhibition in Genk, in Belgium and not far from the German border: Here there are demonstration layouts and a wide range of models and accessories.



Under “Service/Erlebnis” in the Märklin Homepage, heading “Veranstaltungen”, you will find dates for forthcoming exhibitions.

Photo: Dampfzahn-Furka-Bergstrecke



Join in: Motifs such as the Furka trains crossing probably have the best chances in the competition.

## Club trips photographic competition

Some spectacular photographic motifs are on offer on the two Club trips to Switzerland in 2015. The best photograph submitted will win a model prize. A selection of the pictures sent in will be shown on Märklin’s


Facebook page, and a jury will select the best in their opinion.

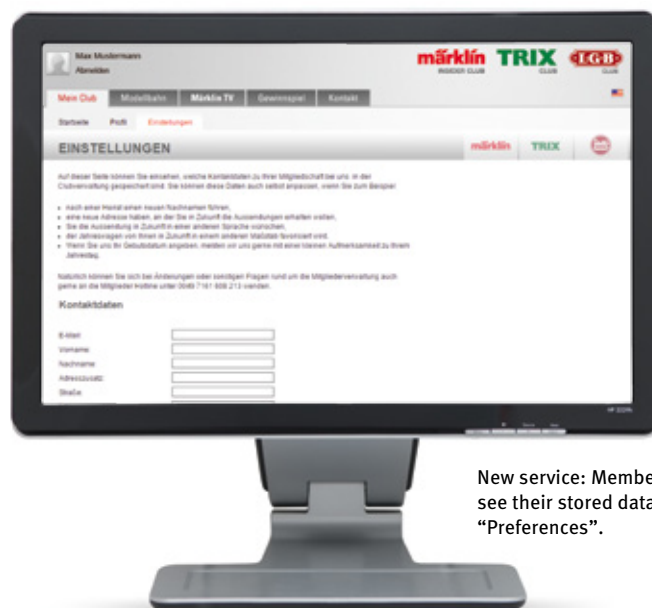
Send in a maximum of three pictures per e-mail to: maerklin-magazin@3g-media.de; please add name, address, telephone number, a brief caption to the photograph(s) and the desired brand (Märklin, Trix, LGB) as well as the gauge.

# Transparency with Club data

The Club has introduced a new service: On line in the Club area under club.maerklin.de, every member can now see what membership contact data Club administration has stored (see “My Club”/“Preferences”). And naturally you can amend the data if you

- move to a new address or change your e-mail address,
- change your name on marriage,
- want mailings sent in a different language
- or want the Annual Car in future in a different gauge.

And if you also give your date of birth, we'll be delighted to mark the occasion with a little appreciation. It goes without saying that the new service is optional; you can continue to notify us of any changes to your data or put any questions on membership administration as previously through to our Club hot line under the phone number +49 (0) 71 61/6 08-2 13. 




New service: Members can see their stored data under “Preferences”.




Photos: VGB

Special Club campaign: Until the end of the year, Club members will receive a discount of 15 percent on all VGB non-price-controlled items.

## Club discounts from VGB Verlagsgroupe Bahn


By tradition, the Club arranges with cooperation partners and organizations associated with Märklin advantageous conditions for its members. Currently the Märklin Insider Club in association with the publishing group VGB Verlagsgroupe Bahn GmbH of Fürstenfeldbruck, Germany ([www.vg-bahn.de](http://www.vg-bahn.de)) has set up a special campaign in which Club members will benefit from a 15 percent discount on all items not subject to controlled prices. The publishing group's range includes magazines, brochures, books, calendars, CD-ROMs and video-DVDs for rail enthusiasts and model railroaders. The Club-VGB campaign runs until the year-end. **Order with your membership number and Club code:** Club members wishing to order one of the non-price-controlled items simply enter their membership number in the VGB online shop ([www.vgbahn.info](http://www.vgbahn.info)) and the code märklin2015 (in lower case). 

## MIST 97 with a mobile layout

The brand-new layout by the module construction group of the Hildesheim round table MIST HI ([www.mist-hi.de](http://www.mist-hi.de)) is going to enrich two exhibitions: It will be on show on October 3/4 and 24/25, 2015 in the “Hannoverschen Straßenbahn-Museum“ in Sehnde-Wehmingen, near Hanover, Germany. And it will be at the exhibition “Modelleisenbahn in der Gebläsehalle“ on November 14/15, 2015 on the Ilsede blast furnace premises to celebrate the 20th anniversary of the Modulbaufreunde Peine. 



## Club meet in New Zealand

With one big party, the New Zealand Märklin Model Railway Club is celebrating its 40th birthday in Upper Hutt, near the capital Wellington ([www.mmrc.org.nz/Anniversary.html](http://www.mmrc.org.nz/Anniversary.html)). Apart from the opening celebrations, from October 23 to 26 there will be model railroad workshops, running on a grand scale and many family attractions. A steam-hauled special is also planned. Guests are extremely welcome. 



CLUB MODEL 2015 H0: CLASS 403/404 AS LUFTHANSA AIRPORT EXPRESS

# Thoroughbred

The Lufthansa Airport Express by Märklin as a further Club model in 2015 follows its prototype's example: The class 403/404 in H0 combines high-tech with elegance. Authentic station announcements are an additional inspiration and an mfx+ digital decoder ensures even more fun.

**M**any Club members have been waiting for this for a long time, the class 403/404 express rail car in Lufthansa livery. "With the 2015 Club model, basically we can roll back the years at the stations on our model layouts to 35 years ago when this was all happening for real: The aerodynamic express rail car was admired for the futuristic design it was – a symbol for high-speed travel par excellence", is how Karl-Heinz Grässle, Product Manager H0 at Märklin, explains the

enthusiasm the showpiece model generates. The prototype defined not only the principles of the modern high-speed train as regards shape, design, drive concept and comfort, it also fulfilled its purpose after the major oil crises in the 1970s by transferring short-haul flights of up to 300 km to release airport capacities for long-haul flights and help protect the environment at the same time. Statistics show that the three four-car sets performed 30,000 regular journeys between Düsseldorf and Frankfurt/Main airports, covering a total distance of over 18 million kilometers (over 11 million miles), so these experimental sets



Slim-line sprinter: Exclusively for Insiders Märklin is now producing the streamlined express class 403/404 rail car in its guise as the Lufthansa Airport Express from quarter 3, 2015.



Karl-Heinz Grässle, Märklin HO Product Manager: “The ET 403/404 as Lufthansa Airport Express is a model many Club members have wanted, and they now have exclusive access to both versions of the class”.

were not only technically brilliant but also very highly thought of by those passengers with a Lufthansa ticket.


In total, the class 403/404 consisted of 12 vehicles – three four-car units, two of which could run in multiple as an eight-car train. “In a four-car configuration, specific end- and intermediate cars always ran in pairs”, explains Thomas Landwehr, Documentarist at Märklin. “As in the prototype, the Club model is made up of the end cars with road numbers 403 003 and 004, and the intermediate cars 404 102 and 002”. The ‘000’ class 404 numbers indicate the open cars and the ‘100’ numbers the cars formerly equipped with dining area, kitchen and pantry.

**The interiors have been completely redesigned**

The most striking difference from the IC version is the melon-yellow & gray color scheme in the Lufthansa house colors – a signal to the crane airline’s passengers that the Airport Express as it were is a part of the fleet. Naturally Märklin has worked the modifications the DB made prior to chartering its IC thoroughbreds out to take up service as the Airport Express into the model. “Each of the cars was fitted with storage space for baggage and one or more galleys for the containers with meals and drinks served by the Lufthansa on-board service. To allow all this, groups of seats were removed, compartments emptied and the large kitchens were also removed”,

says rail historian Thomas Landwehr, who measured, inspected and photographed the prototypes in Neustrelitz. “On inspection it was found that the former secretariat in the IC version had been done away with and replaced by a train crew compartment.”

On the model, the interior, which is of injection-molded plastic, has been correspondingly redesigned. “The end cars for example now have six instead of seven seating compartments, a storage →



All there: Signal horn, antenna, catwalk and with braking resistor connected with side covers.



It's all there: Windscreen wiper, DB logo and non-functional representation of a Scharfenberg coupling.



It's all legible: Road number, type (Avm) and length of the end power car of 27.45 meters (90').

→ space and a galley; in the open car 404 002 there are now just 13 rows of seats, as four were removed to accommodate the galleys and baggage space”, Andreas Kobbe says, giving examples of alterations in the model. The designer draws attention to further details, all helping to perfect the model’s realism: “For example, in the dining area instead of the eight prismatic table-lamps lit from beneath, there are now six LED table-lamps. They are switched on and off at random; if they are switched on and off quickly when the headlights are on, they stay lit.” On the center open car 404 002. Thomas Landwehr picked up a tiny alteration which has been faithfully reproduced in the model: Here the center ventilator grille in the roof slope was closed. The roof fittings too are meticulously modeled with antenna and signal horn on the end cars, the electric brake resistances, the through catwalk and the pantographs and the roof wiring. The rail historian draws attention to the covers to the side covers between the brake resistances: “The DB wanted it all to look good, and in that way they gave the train a uniform appearance.”

The 2015 Club model is driven by two proven high-performance motors located in the open car, and this is very well suited to the heavy metal design. Thus the Club model has plenty of pull, like its prototype. The “Bahn-Special” issue 2/1992 gave a reminder of a performance demonstration at the foot of the steep Erkrath-Hochdahl climb, on which “even loco-hauled trains with a flying start very quickly run short of breath”. Here the 403/404 accelerated from a standstill to 120 km/h (74 mph) without any problem.

The 403/404 has a wide range of operating, sound and lighting functions, thanks to its mfx+ decoder (see Table of digital functions on page 9). Depending on the mood of the engineer, it can be driven in various levels of difficulty up to a virtual engineer’s position on the display of the Central Station. “As you would expect of a Märklin train of this quality, the triple headlights and marker lights change ends with direction of travel”, says Product Manager Karl-Heinz Grässle, referring to typical lighting functions and highlights a very special sound function: “The Lufthansa Airport Express with the class 403/404 ran from 1982 to 1993 on the Middle Rhine main line, and we have taken advantage of that for an authentic station announcement. Passengers have a classic greeting from a train flight attendant, who then makes the station announcements in the correct order, according to the direction of travel.”

*Text: Rochus Rademacher  
Photos: Kötzle, Märklin*



Information on the Lufthansa Airport Express class 403/404 as 2015 Club model in H0 (item 37779) can also be found online in the Club area at [club.maerklin.de](http://club.maerklin.de)





**Closing date for orders:  
August 31, 2015**

## It's this easy to obtain your Club model

The class 403 electric express powered rail car train (item 37779) will be produced in 2015 as a once-only series exclusively for the Club members. Every Insider member can order one example of the exclusive model using the enclosed order form by submitting it to his Märklin MHI retailer. We expressly draw your attention to the fact that Club order forms are not transferable.

**The closing date for orders is August 31, 2015.** Deliveries are scheduled from the 3rd quarter of 2015. At the end of 2015, it is planned to send out personalized Certificates of Authenticity directly to those who have ordered the Lufthansa Airport Express.

**Closing date for orders:  
August 31, 2015**

### 37779 Electric Express Powered Rail Car



**Prototype:** German Federal Railroad (DB) class 403 electric express powered rail car, 1st class, in the paint scheme as the Lufthansa Airport Express for use between the Düsseldorf and Frankfurt am Main Airports. 4-part unit. 1 class 403 003-7 powered end car, type Avm, with compartments. 1 class 404 102-6 intermediate car, type ARm, with a general-purpose area, open seating area, and dining area. 1 class 404 002-8 intermediate car, type Apm, with an open seating area. 1 class 403 004-5 powered end car, type Avm, with compartments. The train looks as it did around 1990.

**Model:** The model is a 4-part unit. The model has the new mfx+ digital decoder and extensive sound functions. It also has 2 controlled high-efficiency propulsion drives, each with a flywheel, in the open seating intermediate car. Both axles in both trucks are each powered by a motor. Traction tires. The model has factory-installed interior lighting, cab lighting, and lighted table lamps. The triple headlights and red marker lights change over with the direction of travel. They,

the interior lighting, and the cab lighting will work in conventional operation and can be controlled digitally. The lighted table lamps can be controlled separately in digital operation; they change between on and off by means of a random generator. The lighting is maintenance-free warm white and red LEDs. Station announcements and the train conductress' greeting in the Lufthansa Airport Express can be called up in different train route sequences by changing the direction of the train. There is an additional train conductress' announcement for the next stop. The model has special multiple-conductor current-conducting couplings with guide mechanisms between the cars. The model has a power pickup changeover feature with power picked up in the end car at the front of the train. The model has many separately applied details. The roof equipment is finely detailed. The pantographs work mechanically but are not wired to take power. There is a reproduction of a Scharfenberg coupler (non-working) at both ends of the model. Minimum radius for operation is 360 mm / 14-3/16". Train length over the couplers 118 cm / 46".

### Model highlights

- heavy metal construction
- prototypical tooling changes
- 2 controlled high-efficiency propulsion drives, each with a flywheel, in the open seating intermediate car
- World of Operation mfx+ decoder with extensive operation, sound, and light functions included
- factory-installed cab lighting with LEDs
- factory-installed interior lighting and table lighting with LEDs
- the conductress' station announcements and greeting can be called up in different train route sequences

Digital Functions	Control unit 6021	Mobile Station 60652	Mobile Station 2 60653	Central Station 60215
Headlight	●	●	●	●
Pantograph Sounds	●	●	●	●
Electric locomotive op. sounds	●	●	●	●
Warning Sound	●	●	●	●
Table Lamps	●	●	●	●
Sound of squealing brakes off	-	●	●	●
Conductor's Whistle	-	●	●	●
Doors Closing	-	●	●	●
Station Announcements	-	●	●	●
Whistle for switching maneuver	-	-	●	●
Greeting	-	-	●	●
Direct control	-	-	●	●
Brake Compressor	-	-	●	●
Sound of Couplers Engaging	-	-	●	●
Operating sounds	-	-	●	●



# Work for the young

Enjoyment of the model railroad – this is what the Märklin Start up Club spreads with its 2015 Annual Car. Märklin my world has received a prize nomination for successful work for the younger generation.

**T**he magazine “Familie & Co.” (www.familie.de) has nominated “especially original toys suitable for children” for the vote for the “Goldenes Schaukelpferd 2015” (Golden Rocking horse 2015), in which those who know make the choice: parents and grandparents. Belonging to the 50 selected new toy releases is the Märklin premium Starter Set “my world” (item 29301) – in recognition of Märklin’s battery sector, which are models suitable for young children, with magnetic couplers and robust tracks, and at once train the three-year-old’s fine motor skills and satisfy the play instincts of children of three and over. The premium Starter Set nominated for the “Goldenes Schaukelpferd” clarifies the concept: It contains two trains with two remote controls, encouraging to share the play. The prototypes of the models are a 61 cm (24”) long ICE and a freight train 47.5 cm (18-3/4”) long with a class 218 diesel loco, and are easily identified despite being stylized as toys. Three sound functions and the triple headlights can be switched with the remote control units, and children can set up a variety of different track layouts with all the pieces of curved and straight plastic track supplied. Märklin my world has established itself as a popular toy, and the brand helps contribute to enjoyment of the model railroad hobby in future generations.

*Text: CN  
Photos: Märklin,  
Anne Mesecke*

**Closing date for orders:  
October 31, 2015**



## Start up Annual Car 2015

The Märklin Start up Club has voted for a container car in H0 as its exclusive 2015 Annual Car – printed with attractive motifs from the world of the Märklin Start up Club. The freight car in its special color scheme, which can also be ordered by Insiders, is 11.5 cm (4-1/2”) long and is fitted with Relex couplers.

**Notes on ordering:** The Start up Annual Car (item 48615) will be produced in 2015 in a once-only series for members of the Märklin Start up and Märklin Insider Clubs. Every Club member can order one example of the exclusive model from his Märklin MHI retailer using the enclosed order form. We stress that the order form is not transferable. Closing date for orders is October 31, 2015. Deliveries are scheduled from the 4th quarter of 2015.



Annual Car item 48615 can be seen by using the product search under [www.maerklin.de](http://www.maerklin.de), [www.maerklinfanclub.de](http://www.maerklinfanclub.de), or in the Märklin New Products brochure for fall, 2015.

My ICE: Play and the fascination of technology – the starter set item 29301 with two trains has been nominated for the prize the “Goldenes Schaukelpferd”.



# Promotional models

June/July 2015

4415.603 „Paris“

HO

Au Pullman, 70, rue d'Amsterdam, 75009 Paris, France, Tel. +33 (0)1/48 74 56 17, [aupullman@aupullman.com](mailto:aupullman@aupullman.com)



4415.604 „Au Pullman“

HO



4415.602 „Utrecht 2015“

HO

J. H. J. Kuijper, H/O Kuijpers Hobbyhuis, Minrebroederstraat 26, 3512 GT Utrecht, Netherlands, [marklinstoreutrecht@hetnet.nl](mailto:marklinstoreutrecht@hetnet.nl)



4441.095 „3rail Forum“

HO

4iT Solutions, Gerard Doustraat 2, 6181 DM Elsloo, Netherlands, [info@4itsolutions.nl](mailto:info@4itsolutions.nl), [www.3railforum.nl](http://www.3railforum.nl)



94443 „Eaos 2534“

HO

Der Lokschuppen Dortmund GmbH, Märkische Straße 227, 44141 Dortmund, Germany, Tel. +49 (0)2 31/41 29 20, [lokschuppen@t-online.de](mailto:lokschuppen@t-online.de), [www.lokschuppen.com](http://www.lokschuppen.com)



94444 „Eaos 2514“

HO



4482.151 „Titisee“

HO

Märklin World Titisee and Kunstareal M-A-C, Seestraße 21/1, 79822 Titisee-Neustadt, Germany, Tel. +49 (0) 76 51/8 09 52, [info@maerklin-world-titisee.de](mailto:info@maerklin-world-titisee.de), [www.maerklin-world-titisee.de](http://www.maerklin-world-titisee.de)



94446 „Forumsmüll“

HO

Stummis Modellbahnforum, [www.stummiform.de](http://www.stummiform.de)



94447 „Troll“

HO



4482.152 „Brentzel“

HO

Spielwaren Werst, Schillerstraße 3, 67071 Ludwigshafen-Oggersheim, Germany, Tel. +49 (0)6 21/68 24 74, [werst@werst.de](mailto:werst@werst.de), [www.werst.de](http://www.werst.de)



94448 „Dallmayr“

HO

Märklin Flagship Store München, Bahnhofplatz 7 (at Karstadt), 80335 München, Germany, Tel. +49 (0) 89/24 20 66 36, [epost@maerklin-store-muenchen.com](mailto:epost@maerklin-store-muenchen.com), [www.maerklin-store-muenchen.com](http://www.maerklin-store-muenchen.com)



98126 „Dallmayr“

Z



4482.153 „20 Jahre Mechatronik“\*

HO

College Esslingen/location Göppingen, 73037 Göppingen, Germany



Please note that promotional models are only manufactured for Märklin retailers or for commercial or industrial companies (the latter are marked with an \*). Models marked with an \* are not generally offered for sale and therefore, no addresses are given. Only models already delivered to the respective customer may be publicized, and only when the customer has given explicit permission for this.

# Technology in detail

Nickel plating, phosphating, chrome plating: The electroplaters at Märklin and their boss Michael Ludwig lend models protection and beauty with their expertise. Whether rivet or body shell, every bath treatment defined in production is meticulously documented in the electroplating shop.




**A piece of gold:** A display model like the ET 403 is an ideal object for display, because it is so conspicuous. As a model study and also to honor an outstanding model, the Electroplating section dipped the body shell of the long cab car of the Club model of 2012 & 2015 in a gold electrolyte, and the application of an electrical current had the effect of depositing a coating of gold.



**Sparkle of the special models:** Over 40 years ago, the class 89 steam loco (above) was one of the first models produced for the Mini-Club, and the electroplaters gave the little Z-gauge memento a chromium plating just 0.5 micrometers thick. To do this, the metal surface was first polished, degreased, then covered with a copper then a nickel plating, then followed the chromium plating. As with the acid transport car (right), specially produced for the Open Days 2014, the decorative chrome plating also provides the model with corrosion and wear protection and a prototypical appearance – quite apart from proving that there are also some plastics which can be electroplated.



**Variety:** Due to the huge product range of Märklin, the electroplating shop handles not only die-cast zinc parts but also such diverse metals as brass, steel and German silver. In addition, products are plated not only with zinc, nickel or copper. The Esslingen loco was gold-plated, and the “Rentenanstalt” loco (pension scheme), the SBB class 460, was chrome-plated (above).



**Black deep into the pores:** Some die-cast zinc components are blackened chemically, like the frames of electric or diesel locomotives (above) and their motor and gearbox housings or the weight of the rotary crane underneath the operator’s cabin.



**Full circle:** First, a steam loco wheel of die-cast zinc is cleaned, then in a process bath a coating of copper is applied by electrolysis (above). To this layer of copper a nickel coating will adhere (right), which is to give the surface additional hardness and resistance to wear. In the last of the electrolyte baths, black nickel is applied (below), with which the Electroplating section matches the prescribed nuances of color.



**Finally,** the wheel spokes are authentically painted in red.



**Working in layers:** For a perfect covering of paint and corrosion protection, a die-cast zinc body shell is first cleaned in baths (pictured above left), then a two-micrometer-thick layer of zinc phosphate is applied in a phosphoric acid bath (left). As the zinc phosphate crystals then interlace, the water paint applied in the print shop flows into these cavities and when dry, this forms a completely smooth, visually perfect surface (above).



More detailed articles about surface finishing have appeared in earlier issues of the Club News, and these you can conveniently call up online in the Club area as PDFs under [club.maerklin.de](http://club.maerklin.de). There are interviews in issues 04/2010 and 03/2012 with Michael Ludwig, Märklin’s electroplating and surface finishing manager.



Photos: Claus Dick, Heki, Kötzle, Märklin

First-hand information: Only Club members can visit the factory during the IMA/Märklin Days 2015.



32ND IMA/10TH MÄRKLIN DAYS: INSIGHTS INTO PRODUCTION ONLY FOR INSIDERS

# Club exclusive: Factory visit and Heki workshops

At the top railroad event IMA/Märklin Days 2015, Märklin opens the doors of its parent factory for Club members only. Also exclusively for the event, Heki is organizing its popular workshops for landscape design.

## Two days of factory visits just for the Club

The Club is organizing visits to the Märklin parent factory in Göppingen exclusively for members on two days; no access is available to the factory in Stuttgarter Strasse 55 – 57 for any other visitors to the IMA, and it will not be served by the regular shuttle bus service. For Club members exclusively a free bus transfer will be arranged to the parent factory. The first bus leaves the Staufer Park Göppingen each day at 9:00 a.m., the last one at 3:00 p.m. Highlight of the viewing times will be the second 2015 H0 Club model and the members will thus be meeting up with the class 403/404 powered rail car in its guise as the elegant Lufthansa Airport Express. On Friday, September 18, and Saturday, September 19, 4,000 Club members each day have the chance to visit the factory – and each registered member can bring two friends on the factory visit from the foundry via the electroplating and paint shop to the final assembly shop for the models. **Registration is exclusively online in the Club area under club.maerklin.de (heading “Competition”). Closing date for registration is August 31, 2015.** After registrations close, members will be sent a participation ticket by e-mail which will also contain all important information on the factory visit. Please bring the confirmation letter for the factory visit with you. For members taking part in the factory tour, there is another model available as a memento:

**Closing date for registrations:  
August 31, 2015**

Visiting times are as follows:

- **Friday, September 18: 9:00 a.m.\* – 5:00 p.m.**
- **Saturday, September 19: 9:00 a.m.\* – 5:00 p.m.**

\* 9:00 a.m.: first departure from Staufer Park

They can obtain the special model “Werksbesichtigung” (factory visit) in a retro-packaging – an attractive heavy oil tank car in H0 with two trucks.



Exclusive: Märklin is producing the H0 special car “Werksbesichtigung 2015” (item 47915) only for visitors to the factory.

## Apply now: Heki workshops on landscape design



Tips from experts: In the exclusive Heki seminars, Club members learn the finesse and tricks of perfect landscaping under expert guidance.

**Heki**

At the IMA, Heki ([www.heki-kittler.de](http://www.heki-kittler.de)) is organizing for Club members only two of their much-acclaimed workshops for landscape design.

Club members will get tips and tricks on realistic landscape design from foremost exponents of the art. In Klaus Zurawski’s workshop, each landscape modeler will build their own diorama on a prefabricated polystyrene foundation. He will learn about topography, electrostatic grass-spreading, ballasting and other facets as well. In the Wolfgang Leusch workshop, the subjects concentrated on in the landscape diorama will be making of model trees and seasonal colors, weathering of roads, building an old wall full of cracks and a wooden door, and a sidewalk. Materials and tools will be provided and the completed diorama will belong to the proud landscape architect.

Participant numbers are limited to 10 Club members each day, and to give all interested members the same chance, lots will be drawn. You can apply online in the Club area under club.maerklin.de under the heading “Competition” or by postcard to: Gebr. Märklin & Cie. GmbH, Märklin Insider Club, Postfach 960, 73009 Göppingen, Germany; Stichwort “Heki-Workshop”. **Closing date for applications is August 31, 2015.** If applying in writing, please give your name, address, your Club membership number and the desired date and time. The winners will be notified in writing and at the same time will also receive all necessary information on the workshop. Good luck with the draw!

**The campaign ends:  
August 31, 2015**

**The Heki workshops on landscape design take place on**

- **Friday, September 18: 10:00 a.m. to 5:00 p.m. led by Klaus Zurawski**
- **Saturday, September 19: 10:00 a.m. to 5:00 p.m. led by Wolfgang Leusch**
- **Venue: Heki-Stand in exhibitors’ marquee 1, Stand C15**

# Waiting exclusively for Club members at the IMA

## ▶ VIP pay booth

The IMA Göppingen is a real visitor magnet, but Club members with the **Club card** are saved the wait at the pay booths: They are received at two VIP pay booths at the Staufer Park.

## ▶ Present to welcome members

The Club team welcomes the members in the Werfthalle in the Staufer Park with a little present.

## ▶ Factory visit

On Friday, September 18 and Saturday, September 19, 4,000 members, each with two guests, can visit the factory each day between 9:00 a.m. and 5:00 p.m. Registration online.

## ▶ Special car "Factory visit"

Those members taking part in the factory visit can obtain the special car "Werksbesichtigung 2015" (factory visit).

## ▶ Heki seminar landscape design

On Friday and Saturday, Heki is organizing an exclusive Club workshop on landscape design, each day from 10:00 a.m. to 5:00 p.m. Names of participants will be drawn by lot. Apply online or by post.

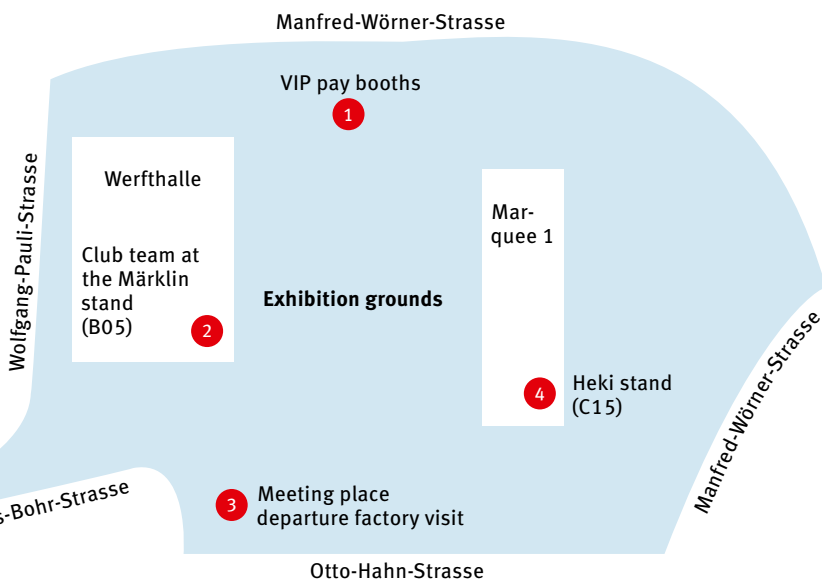
## ▶ Entrance fee reduced

**On presentation of their Club card**, members pay a reduced price for admission to the IMA Göppingen including Märklin Days of eight euro (Märklin Start up Club members three euro).



Current information on the program and further highlights will be found online under [www.maerklin.de/ima2015](http://www.maerklin.de/ima2015)

## Simple orientation: The Club on the exhibition grounds



Four venues are important for the Club members at the IMA/Märklin Days:

- 1 VIP pay booths
- 2 the stand with the Club team
- 3 departure meeting point for factory visits
- 4 the Heki seminar for landscape design at the Heki stand

## Club cards and opening times

All reductions, concessions and exclusive Club offers at the IMA are subject to presentation of your Club card. So don't forget to bring your Club card with you.

Opening times of IMA/Märklin Days 2015 on Friday and Saturday are 9:00 a.m. to 6:00 p.m., Sunday until 5:00 p.m.





Magnificent: the type 2'2'T30 tub-style tender of 38 3812 is 800 grams (1 lb. 12 oz.) heavier than the box tender on last year's P 8 version.



Premium1-Logo: Retailers displaying this logo are specially trained in gauge 1 and also offer exclusive models.

GAUGE 1: CLASS 38 WITH THREE BLOWER MOTORS

# Three lots of steam

The former Prussian P 8 was last year's gauge 1 highlight anyway. Now this Märklin classic is going to be produced in the imposing "long version" with tub-style tender, and sparkles anew with refined smoke functions.

**A**nother dream of royal gauge 1:32 scale enthusiasts is just coming to fruition with the delivery of the class 38.10-40 with tub-style tender as a high-tech all-metal model, produced to a large extent by hand. With this magnificent 7.5 kg (16 lb.9 oz.) model, Märklin continues the spectacular new series of the legendary P 8 in gauge 1. Following three era I, III and IV versions with box tender (items 58381, 58383 and 58384) with 581 mm (22-7/8") length over buffers there are now four locos representing eras III and IV with a length of 645 mm (25-3/8") with a tub-style tender which itself measures an impressive 289 mm (11-3/8"):

- **38 3812** as in era III with three domes, engineer's cab with ventilated roof, overhaul date 11.2.1965, federal railroad regional headquarters Regensburg, Weiden depot (item 55386)
- **Class 38.10-40** (item 55387): as item 55386, but with two domes
- **038 193-9** as in era IV with two domes, barrel-shape engineer's cab roof, overhaul date 28.9.66, regional headquarters Regensburg, Plattling depot (item 55385).
- **Class 038.10-40** (item 55388): as item 55385, but with three domes

As far back as 1978, gauge 1 models of the P 8 played a central role in the field of technical innovations in models at Märklin.

At that time, 38 1090 with its box tender was the first-ever gauge 1 model fitted with sound electronics and a smoke unit (items 5747 and 5797 respectively). Admittedly the sound was extremely synthetic. On top of that, the whistle and bell could only be actuated by track magnets. Then in 1996 Märklin released the first gauge 1 loco with a tub-style tender in the shape of 38 3389 (item 5597). Then in 2003 with 38 2818 (item 55983) followed a tub-style tender-P 8 with realistically-digitalized steam loco sound and digitally-controllable whistle and bell sounds.

Then 2014 again rang in a new era in model railroad technology at Märklin with the three new gauge 1 class 38 locos. They, like the current tub-tender locos, were fitted for the first time with a triple smoke unit. With three miniature blower motors, this enables the locos not only to smoke from the stack but to eject steam from the cylinders – and indeed from the whistle and the safety valves, depending on the operational mode and/or the function buttons pressed.

If the smoke unit is activated by pressing function button F1, when the loco is stationary, the blower mode causes a gradual, uniform escape of steam/smoke from the stack. When the loco starts, the stack blower switches over to a →

→ cyclic mode synchronized in sound with the driving wheels and thus provides realistic steam loco romance. While running, steam condensate can easily be blown out of the cylinders. Märklin has designed this cylinder steam in a most refined manner: Little mechanically-operated blades blow the steam downwards in time with the wheel position either at the front or rear of the cylinder. The much more powerful draining of the cylinders is triggered by pressing function button F10. Finally a further blower motor is connected by a small pipe with tiny holes with the safety valve and the whistle valve directly in front of it. If function button F3 or F8 for the sound of the whistle is actuated, the blower triggers a simultaneous blast of steam. For the first time, on the new tub-tender locos Märklin has realized a random control which every few minutes triggers operation of the safety valves with an accompanying hissing sound.

These and all the other locomotive functions are controlled by a multi-protocol decoder which is positioned, together with a large loudspeaker for great volumes of sound, in the tub-style tender. Thanks to the mfx protocol, the decoder logs on to the Märklin Central Station (from item 60212) automatically and transmits to it the loco's name as well as the 16 digital functions. The decoder can also be controlled by Motorola or DCC digital control centers.

The first three models of the new class 38 can already have the volume of each sound separately adjusted by CV register programming of the decoder. The three smoke unit functions – smoke stack, cylinders and whistle/safety valve can be deactivated individually. And if you want, you can also reprogram individual function keys – even dependent on direction of travel.

Function key assignment on the class 38 (items 55385 and 55386)*	
f0	Headlights
f1	Smoke generator (wheel-synchronized and blower mode)
f2	Running sound
f3	Sound of whistle (and steam from whistle when F1 is on)
f4	Acceleration / braking delay off
f5	Cab lighting
f6	Sound of shoveling coal and flickering firebox light
f7	Sound of bell
f8	Sound of switcher's whistle (and steam from whistle when F1 is on)
f9	Disable squealing brakes
f10	Draining cylinders (and steam from cylinders when F1 is on)
f11	Triple running gear lights
f12	Water pump
f13	Generator sound
f14	Injector
f15	Shaking up the grate

\* Subject to alterations



Tub-style tender: The multi-protocol digital decoder (Motorola, mfx, DCC) sits under the removable 100 x 49 mm (4 x 2") coal insert.




LED-illuminated cab: The flickering in the firebox can be switched on separately by function key.



A little jewel: The fine design is characteristic of 38 3812 by Märklin – from the smokebox door to the Witte smoke deflectors and the three-dome boiler to the engineer's cab and tender.

Refinement: On the underside of the cylinders, there are tiny openings back and front. Here opening the cylinder taps to drain the cylinders is simulated and while running smoke distillate is ejected alternately from the front and rear.

## Different smoke generator functions enhance realism.

As far as detailing the tub-tender loco is concerned, there's not much more to say, as the extremely filigree design of the era III steam loco was gone into in great detail in the Märklin Magazin in issue 3/2015. For the sake of completeness, it should perhaps be mentioned that thanks to the mechanism the coupler between engine and tender is pleasingly short. Although the P 8 negotiates the small radius of only 1,020 mm (40-3/16") freely, the space between the frames on straight track is only 6 or 7 mm (about 1/4"). This is accentuated by the sprung cab doors, which overlap slightly on a straight piece of track. 

*Text and photos: Peter Pernsteiner*



Find a Premium1-Status retailer near you quickly and conveniently on the Internet under [www.maerklin.de/de/haendler](http://www.maerklin.de/de/haendler)

Effective: The three-function smoke generator feeds the steam whistle and the safety valve which can be activated by a random setting on the decoder.



### 55386 Steam Locomotive with a Tub-Style Tender



**Prototype:** German Federal Railroad (DB) class 38.10-40 steam locomotive with a tub-style tender and with Witte smoke deflectors and 3 boiler domes (steam feeder dome, sand dome, steam dome). Former Prussian P 8.

**Model:** The locomotive has a frame, superstructure, tender, and applied parts constructed mostly of metal. This is a highly detailed model with many separately applied parts and a detailed engineer's cab. The locomotive has an mfx digital decoder, controlled high efficiency propulsion, and a sound generator with operating sounds synchronized with the wheels as well as extensive sound functions. It can be operated with AC power, DC power, Märklin Digital, or DCC. 3 axles powered. The locomotive

has a built-in smoke unit with smoke exhaust and cylinder steam synchronized with the wheels. The triple headlights have a light color correct for the era and change over with the direction of travel. The headlights and the smoke generator will work in conventional operation and can be controlled digitally. Maintenance-free, warm white LEDs are used for the lighting. The locomotive has engine cab and firebox lights. The locomotive has a reproduction of the prototype coupler on the front and on the rear of the tender. An accessory package with a reproduction of the prototype coupler, a claw coupler, and a figure of a locomotive engineer and a fireman is included with the locomotive. Minimum radius for operation 1,020 mm / 40-3/16". Length over the buffers 64.5 cm / 25-3/8".

# The display models

The Club models of the Märklin Insider Club are legendary. For 23 years now, Märklin has produced exclusive models which are state-of-the-art for Insiders – locos unique in railroad history, which mark the zenith of model railroad technology of the day. Personalized Certificates of Authenticity additionally underline their exclusivity.

**E**very year, Märklin releases 400 new items and, counting each car in each car set separately, that adds up to something like 1,000 individual items. “The Club models stand out very clearly from this huge range”, as H0 Product Manager Karl-Heinz Grässle, stressing the unusual nature of these exclusive products. “To start with, a Club model is almost invariably a completely new tooling”. The new development, each one costing up to a million euro, is not purely to show what can technically be achieved at the particular time in detailing and functionality: Traditionally, the Club models also represent a milestone in the history of the Märklin range. The ET 403/404 as Lufthansa Airport Express, the Pacific steam loco 18 537 and the electric loco E 93 07 – all of these celebrated their premiere in the Club program. The same applies to Z-gauge Club models. The “Tiny Twins” for instance, the double diesel loco of class 236, had never before appeared as a Z-gauge series model. In addition, Z Product Manager Jürgen Faulhaber fitted a new high performance motor in the twin loco for the first time – credit where credit is due.

The Club skillfully limits whole loco classes too. “05 003 completed the trio of designs of the record-breaking 05 class, and only Club members can obtain both versions of ‘Donald Duck’”, says H0-Product Manager Karl-Heinz Grässle, giving examples. Naturally the prototypes of Club models embody landmarks of railroad history. Thus E 93 07 represents the origin of the family tree of recent electric freight locomotives, while in steam

Guaranteed genuine: Märklin Managing Directors Wolfrad Bächle (left) and Florian Sieber confirm to each Club member with their signatures that their personal Club model is genuine. Certificates for the 2015 Club models will be sent individually to those ordering them at the end of this year.



traction, 58 1836 was the most powerful freight loco of her time, while 45 010 with new-type boiler was the most powerful German steam loco ever, “and the class 403/404 with its innovative design principles foreshadowed developments right to this day”, says Karl-Heinz Grässle to round off the picture. True to the motto “We think in trains”, as far as possible the product manager produces the respective Club models with a relevant accompanying car set, so that the Club member can always put a flawless train consist on his layout.

“Naturally Club members have a right to a say in the selection of such an emotional product, whether directly through our surveys or indirectly through the host of ideas and suggestions



fired at us at trade fairs and exhibitions, or those we receive by post“, states the H0 expert. And because many members see the Club model as something of a love affair, at the end of the year Märklin presents those ordering them with a personalized Certificate of Authenticity signed by joint managing directors Wolfram Bächle and Florian Sieber to guarantee the model is genuine. Not a mere formality by any means, but a tribute too: After all, Club models are also regarded internally as brilliant display models to show off Märklin’s expertise. //

*Text: Rochus Rademacher  
Photos: Kötzle, Märklin*



You will find a complete list of Club models in the Club area under [club.maerklin.de](http://club.maerklin.de) and tables with the H0 and Z Club models from 1994 to 2012 in Club News 04/2012.

## The 2014/2015 exclusives

**Z**



**2015 Z:** Double Diesel Locomotive class 236 (item 88770)



**2014 Z:** Steam Tank Locomotive 64 284 (item 88740)



**2015 Z:** Streamlined Steam Locomotive with a Tender 05 003 “Cab Forward” (item 88507)

**H0**



**2015 H0:** Electric Express Powered Rail Car of class 403/404 (item 37779)



**2015 H0:** Express Steam Locomotive 18 537 (item 39030)



**2014 H0:** Streamlined Steam Locomotive with a Tender 05 003 “Cab Forward” (item 39053)



**2014 H0:** Electric Freight Locomotive E93 07 (item 37870)




Individual design: With a motif of your own choice, whether it's a favorite model or friends in the hobby, beautify your clubrooms, your hobby cellar or perhaps even your living-room.

**CLUB COMPETITION: WALLPAPER WITH YOUR FAVORITE PICTURE**



# Pictures to order

The Club is holding a draw amongst the members for five giant design wallpapers. The winners send in their railroad motif, and this will then be printed onto material by Sihl GmbH to produce a piece of wallpaper to cover a wall.

**E**veryone associates something different with the railroad hobby – their own layout, a particular prototype, a favorite model or of course the people with whom one shares the passion. And how about having one of these potential photo motifs adorning a wall in a size up to 4 x 2.70 meters (13'1-1/2" x 8'10")? Sihl GmbH of Düren (Germany) specializes in the production of high-quality photographic wallpaper in digital print quality to customers' requirements. Flock wallpapers are self-adhesive – that means no thrills and spills with paste – and the UV-resistant colors do not bleach out. Among its members, the Club is now drawing five free of charge "Design2Wall" photo wallpapers which will be delivered free by Sihl's printing partner Wenzel GmbH (www.wenzel-muc.de) from Munich. The winners will then send a high-resolution digital photo with a motif to do with the (model) railroad hobby – if special model pictures are desired, Märklin and the Märklin Magazin will open their chest of pictures. The picture will be printed in rolls of 75 cm (29-1/2") wide, then the winners themselves will paper the walls, which will be extremely easy due to the self-adhesive backing. And naturally the Club News will be there to report on the wallpapering in words and pictures. 

*Text: CN; photos: Claus Dick, Märklin, Sihl, Wenzel*

**Closing date for entries  
September 20, 2015**

## Join in and win!

The Club is drawing exclusively from the membership for five gratis photo-wallpapers by the coatings specialist Sihl GmbH (www.sihl.com) of Düren (Germany), which will be printed in top quality by printing company Wenzel (www.wenzel-muc.de) with individual motifs sent in by the winners. All the potential winners have to do is answer the "Design2Wall" competition question:

**In which issue of the Insider News in the Club's anniversary year of 2013 was the Borsig Freight Steam Locomotive with a Condensation Tender of class 53.0 (item 37020) presented in detail?**

You can make your entry online in the Club area under club.maerklin.de under the heading "Competition" or by postcard to: Gebr. Märklin & Cie. GmbH, Märklin Insider Club, Postfach 960, 73009 Göppingen, Germany; Stichwort "Design2Wall". **Closing date for entries is September 20, 2015.** If you make a written entry, remember to give your name, address and telephone number and your Club membership number as well.

We will notify all winners either in writing or by e-mail. Legal remedy and cash alternative to the prizes are excluded.



The competition "Design2Wall" is also taking place online in the Club area of club.maerklin.de under the heading "Competition".

# Digital info days



## Digital info days Germany

Date	Retailers	Address	Time*
December 03, 2015	Turberg Modellbahnen	Lietzenburger Straße 51, 10789 Berlin	10:00 a.m. – 6:00 p.m.
December 02, 2015	Modellbahn Pietsch	Prühßstraße 34, 12105 Berlin	10:00 a.m. – 6:00 p.m.
November 26, 2015	Züge und mehr	Altstädter Straße 17, 20095 Hamburg	10:00 a.m. – 6:00 p.m.
November 25, 2015	Modellbahnspezialist Haar	Hauptstraße 96, 28865 Lilienthal	10:00 a.m. – 6:00 p.m.
September 30, 2015	Train & Play	Breite Straße 7, 30159 Hannover	10:00 a.m. – 6:00 p.m.
September 22, 2015	Modellzentrum Hildesheim	Peiner Landstraße 213, 31135 Hildesheim	10:00 a.m. – 6:00 p.m.
November 12, 2015	Modellbahnladen und Spielparadies	Kampstraße 23, 33332 Gütersloh	10:00 a.m. – 6:00 p.m.
November 06, 2015	Bastler Zentrale Lonthoff	Neustadt 28, 35390 Gießen	10:00 a.m. – 6:00 p.m.
October 01, 2015	Hobby Center Göttingen	Maschmühlenweg 40, 37081 Göttingen	10:00 a.m. – 6:00 p.m.
November 13, 2015	Modellbahn Apitz	Heckinghauser Straße 218, 42289 Wuppertal	10:00 a.m. – 6:00 p.m.
November 24, 2015	Der Lokschuppen	Märkische Straße 227, 44141 Dortmund	10:00 a.m. – 6:00 p.m.
November 05, 2015	Spielzeug-Paradies-Wagner	Dr.-Ruer-Platz 6, 44787 Bochum	10:00 a.m. – 6:00 p.m.
November 04, 2015	Modellbahnen Walter Licht	Hammer Straße 157, 48153 Münster	3:00 p.m. – 8:00 p.m.
November 11, 2015	JB Modellbahnservice	Lotter Straße 37, 49078 Osnabrück	10:00 a.m. – 6:00 p.m.
October 08, 2015	ModellbahnShop - Saar	Pfuhlstraße 7, 66589 Merchweiler	10:00 a.m. – 6:00 p.m.
October 09, 2015	it-works Systemtechnik	Bahnhofstraße 3, 67146 Deidesheim	10:00 a.m. – 6:00 p.m.
December 09, 2015	Seitz Modelleisenbahnen	Allmersbacher Straße 1, 71546 Aspach	10:00 a.m. – 6:00 p.m.
December 11, 2015	Märklin Store München	Bahnhofplatz 7, 80335 München	10:00 a.m. – 6:00 p.m.



## Digital info days Switzerland

Date**	Retailers	Address
October 13, 2015	Jouets Boller	Bd Georges-Favon 11, 1204 Genève
October 14, 2015	Rêve de Gosse	Rue Roi-Victor-Amé 8, 1227 Carouge
October 12, 2015	Le Train Jouet	Rue Louis-Bornet 8, 1630 Bulle

The info days in Switzerland will be held in French.



## Digital info days Italy

Date**	Retailers	Address
October 16, 2015	Artuffo Modellismo	Corso Giulio Cesare 82, 10154 Torino
October 17, 2015	Toytrains Märklin Store	Via A. Locatelli 45, 24121 Bergamo



## Digital info days Netherlands

Date	Retailers	Address	Time*
September 19, 2015	Huider	Stationsplein 31–37, 1703 WD Heerhugowaard	9:30 a.m. – 5:00 p.m.

Please register for the info days with the sponsoring retailers direct at least a week in advance.

\* Ask your Märklin dealer directly whether they break for lunch.

\*\* Ask your Märklin retailer direct for times of the event.

# Multi-engine premiere


The multi-engine class 245 locomotive, one of the TRAXX types with four motors, has never been produced as a Märklin model. The DB loco has been realized for regional passenger and freight trains and has many sound functions, mfx digital decoder and LED lights. Together with the bi-level

cars from the expert segment (items 43570 and 43571) – see picture at foot of page – the era VI machine brings modern passenger train flair to layouts. In the photograph, 245 006 heads RE 3166 past Günzach in the eastern Allgäu, while 245 002 brings up the rear.

Photo: Axel Kaufmann



## 36645 Diesel Locomotive



**Prototype:** German Railroad, Inc. (DB AG) class 245 diesel electric locomotive. Built by Bombardier as a production locomotive from the TRAXX family of locomotives.

**Model:** The locomotive has an mfx digital decoder and extensive sound functions. It also has a special motor. 4 axles powered by means of cardan shafts. Traction tires. The triple headlights and dual red marker lights change over with the direction of travel, will work in conventional operation, and can be controlled digitally. Warm white and red LEDs are used for the lighting. Length over the buffers 21.7 cm (8-1/2").

### Model highlights

- first time for an edition of the class 245 "Multi-Engine" locomotive
- locomotive includes an mfx decoder and a variety of sound functions
- detailed, affordable beginner's model with extensive features

Digital Functions	Control Unit 6021	Mobile Station 60652	Mobile Station 2 60653	Central Station 60215
Headlight(s)	●	●	●	●
Sound of Couplers Engaging	●	●	●	●
Diesel locomotive op. sounds	●	●	●	●
Low Pitch Horn	●	●	●	●
Sound of squealing brakes off	●	●	●	●
Brakes squealing off	-	●	●	●
Headlight(s): Cab2 End	-	●	●	●
High Pitch Horn	-	●	●	●
Headlight(s): Cab1 End	-	●	●	●
Conductor's Whistle	-	-	●	●
Station Announcements	-	-	●	●
Blower motors	-	-	●	●
Rail Joints	-	-	●	●



E 254-242



Information on the class 245 diesel locomotive (item 36645) can also be found on the Internet under [www.maerklin.de](http://www.maerklin.de)