

02.2014

# märklin

The magazine for Club members **insider news**

## EXCLUSIVELY FOR INSIDERS

Overview: all special models for anniversarists

Series: Club benefits from cooperation partners

## TOP TECHNOLOGY

Z gauge: layout by the Eisenbahnfreunde Rosenheim

Poster: refinements of a steam loco boiler



## Club locos: masterpieces of design



# Content



**6** Glimpse behind the scenes: Club models are always the highlights of the entire range; their development costs up to a million euro. We explain why.

## Detail



**12**

**Technology in detail:** The class 45 Club model has over 100 holes drilled in the boiler. We show you which parts are applied separately.



- 4** **News & Facts**  
Discount for Intermodellbau / new round table / Long Train Event MIST 72
- 6** **Masterpiece - the Club model**  
How the Märklin prestige models are created
- 8** **Things worth seeing**  
Promotional models with style
- 11** **Dates**  
Digital info days
- 12** **Technology in detail**  
Mounting points on the Club loco class 45 boiler



**18**

**Jewel:** On Herbert Hieber's Z-gauge diorama, the scrapyard is a favorite motif. Originally, he only planned a "test layout".

## Scene



- 14** **Club exclusive**  
Anniversary models for loyal Club members – useful, functional models, smart cars and sensational locomotives
- 18** **Layout construction in Z**  
In the Rosenheim railroad club, a diorama 120 x 60 cm (47-1/4" x 23-5/8") has taken shape



## Service



- 20** **Tricks of the trade**  
Märklin seminar program second half-year 2014
- 22** **Discounts with the Club card**  
Which cooperation partners have what to offer
- 24** **Insider special model**  
Steam plow set in H0 exclusively for Insiders

**22**

**Club benefits:** Cooperation partners such as "MiWuLa" offer discounts to Club members.



**Club model design: Close comparison with prototype, CAD model and hand-finished prototype.**

# Dear Märklin Insiders,

Our Club models for this year made a big contribution to the successful premiere of the Märklin new models for 2014 at the International Toy Fair. In Nuremberg, all eyes were on the H0 E 93 electric loco with its freight car sets and on the "Bubikopf" 64284 with its "Thunderboxes" in Z-gauge. The prestige models will once again be in the limelight at the public exhibition, the Intermodellbau in Dortmund. Club models are one of the fixtures in the overall program for the model railroad year – a masterpiece of development and design. This issue of Insider includes an article which also gives you a glimpse behind the scenes. Their unique nature is also underlined by a poster under the heading "Technology in the detail": it explains the over 100 mounting points needed on the boiler alone of the class 45 H0 loco to fit details like the pipes, valves or the regulator rod.

Further focal points are provided by the locomotives and rolling stock manufactured by Märklin exclusively for those celebrating special Club membership anniversaries. Since we all have reason to celebrate, following last year's 20th anniversary of the Club, the special models of the class 53.0 in H0 and the Z-gauge class 96 tank loco are also included in the list.

We are especially pleased to be able to paint a portrait of the fine Z-gauge layout of Harald Hieber. The Z-gauge aficionado, from the Rosenheim railroad enthusiasts, with his splendid diorama encourages everyone to try their hand. Anyone who needs expert advice can find this in the Märklin seminar program for the second half of 2014. And since spring prompts the urge to travel, we are starting to put suggestions for destinations and presenting the many cooperation partners of the Märklin Insider Club in a series. We hope you enjoy reading your Club News.

## YOUR INSIDER CLUB TEAM

## YOUR SERVICE NUMBERS

### CUSTOMER SERVICE

#### Club hotline

Telephone Monday – Friday  
10:00 – 18:30  
Tel.: + 49 (0) 71 61 / 6 08 - 2 13  
Fax: + 49 (0) 71 61 / 6 08 - 3 08  
E-Mail: [insider-club@maerklin.com](mailto:insider-club@maerklin.com)

#### Questions on technology, repairs and spare and replacement parts / complaints

Telephone Monday – Friday  
10:00 – 18:30  
Telephone **inland**: 0 90 01 / 6 08-2 22  
(49 cents per minute from German land-lines, cell phone tariffs vary)  
Telephone **from abroad**: + 49 (0) 71 61 / 6 08 - 2 22  
Fax: + 49 (0) 71 61 / 6 08 - 2 25  
E-mail: [service@maerklin.de](mailto:service@maerklin.de)

#### Internet

[www.maerklin.de](http://www.maerklin.de)  
[club.maerklin.de](http://club.maerklin.de)

#### Are you moving?

Please inform us in good time of your new address so we will know where we can reach you. A simple application to the post office to forward mail is unfortunately not enough.  
Thanks for your cooperation!

## MASTHEAD

### Publisher

Gebr. Märklin & Cie. GmbH  
Stuttgarter Str. 55 – 57  
73033 Göppingen, Germany

### Märklin Insider Club

Silvia Römpf (responsible)

### Editorial

3G Media GmbH: Peter Waldleitner (Editor-in-Chief),  
Lars Harnisch, Rochus Rademacher, Stefanie Hirrlé

### Layout

heller & partner communication GmbH

### Photos

unless otherwise stated: Märklin Insider  
Title: Kötzle

E 242579 – 02 2014 © by Gebr. Märklin

The Club News is an exclusive and integral part of this mailing for Insider Club members. All products mentioned are subject to alteration and availability. All rights reserved. Reproduction, complete or in part, prohibited except with written consent. This also applies to storage in electronic databases and copying onto CD-ROM. The editor is not liable for any unsolicited manuscripts, photographs or illustrations.

The following enclosures are sent out in the Club mailing 02/2014: Märklin Insider News 02/2014, Märklin Magazin 02/2014, order form for anniversary models, Poster E93.





Meeting place at the Märklin stand, Intermodellbau: smart models and superb layouts for all to enjoy – and for Club members a little memento of the exhibition.

EXHIBITION DORTMUND 2014

# New products on show at Intermodellbau



**A**t the 36th Intermodellbau in Dortmund from 9 to 13 April 2014 two halls are reserved for the top theme of model railroads. Märklin with its many attractive new products and exhibition layouts in various gauges will enrich Hall 4 (stand 4.A36); this is where the 2014 Club models make

their big entrance. For layout enthusiasts, a stroll through the Westfalenhallen in Dortmund will be well worth while: around 40 model railroad layouts from all over Europe will be on show, many for the first time. In Halls 3A to 8 at Intermodellbau all possible aspects of model construction will be presented with all the accessories. Times of opening: 9:00 to 18:00, Sunday to 17:00. Travel from Dortmund

main station to the stop “Westfalenhallen” with subway line U45, or from Dortmund City with the U46.

For Intermodellbau Märklin is again producing the popular special cars. This year in Z-gauge, it is the Eaos 106 open freight car with a load insert of “rusty scrap” (item 80724). For H0 followers, it's a type Ibdpls 383 refrigerator beer car (item 48634) – as a car privately owned by the Brauerei Kronenburg, registered with the DB. Both these cars are produced in a one-off series and will only be available during Intermodellbau from retailers at the exhibition and in Dortmund. //



Special cars: Refrigerator car in H0 (left) and Eaos gondola with a load insert of rusty scrap in Z gauge.

## Benefits for Club members

For Club members, there is a substantial discount on the price for day admission to Intermodellbau Dortmund. To get this benefit, simply enter the code **IB2014Maerklin** in the online shop under the Internet address [www.intermodellbau.de](http://www.intermodellbau.de) – please observe capitalization. Then print out the so-called

Print@Home entrance ticket. Instead of the regular price of 11.50 euro for the online day ticket, Club members only pay 9.50 euro. And the Print@Home entrance ticket has another useful advantage: the time-consuming wait at the day pay-booths is no longer necessary.

**On presentation of their Club card at the Märklin stand, Insiders will receive an exhibition memento.**

## MIST 72 runs on a line almost 240 meters long




Fascination without equal: The long trains run by MIST 72 attract rapt attention.

The second Long Train Event by MIST 72 again gave rise to wide-eyed wonderment from the visitors from the Reutlingen/Tübingen region. On the “Day of the long




In demand: Intensive perusal of the Märklin brochures and the copies of Club news laid out.

track-runs”, the Märklinists sent out some fabulous trains, like the ore train “long Henry” with 42 cars, the class 120.1 with giant transformer low-loader cars, the lightning-fast ICE and the “Big Boy” with an almost unending string of freight cars behind it. The two-day spectacular, put on by the 20 Insiders, adroitly wakens emotions, as everyone can run their treasures either on digital or analog control. The total length of run has grown to an immense 239 meters (784') (2013: 168 m – 551') with

1,255 (698) pieces of track. Control cables and wiring are professionally concealed under the wood floor. “The fascination can thus be devoted entirely to the models and the running”, comments round table spokesman Horst Bossler on the work done by MIST 72. “It’s very much appreciated that we present Z-gauge, gauge 1 and LGB as well as N-gauge and the Faller Car System including layout construction specially; that means all aspects of the world’s greatest hobby are seen in one place”. 

## Model range 2014 brilliantly received

The Märklin new products for 2014 harvested high praise at both the International Toy Fair in Nuremberg and at Faszination Modellbahn in Sinsheim. The Club models 2014 in particular were well received by the trade in Nuremberg, and model railroaders in Sinsheim gave a very warm welcome to the E 93 07 (item 37870) and its two freight cars sets (46199/47321) in H0 and the class 64 (88740) with its “Thunderboxes” (87509) in Z gauge. Retailers in Nuremberg were also delighted with the appealing trade fair locos by Märklin: a dual pack with the popular electric locos 103 003-0 and 120 003-0 of the DB in H0 (31014) and Z gauge (88179) in very special color schemes. Märklin always presents an unusual model to trade visitors at the toy fair in Nuremberg. This year they received an exclusive type Ichqrs 377 refrigerator cars celebrating the 825th anniversary of the port of Hamburg. 



Tempting: Only retailers at the trade fair were able to order the dual pack with electric locos class 103 (top) and 120 (above) in H0 and Z.



Trade visitors were delighted with the Ichqrs refrigerator car in Z-gauge.

### And another round table: MIST Lüp

A new Insider round table now meets in Übach-Palenberg, to the west of Jülich: MIST Lüp (Märklin Insider Stammtisch Liebhaber Übach Palenberg). “We hope to have plenty of visits from our Netherlands model railroad friends”, says founder member Detlef Kochs, who also welcomes Trix enthusiasts.

Monthly meeting place is the restaurant “Postwagen” in 52531 Übach-Palenberg, Bahnhofstrasse 25, Germany Contact: Detlef Kochs, Tel.: +49 (0) 1 72/9 92 20 89, detlefkochs@t-online.de



You will find the current list of all Insider round tables online in the Club area under [club.maerklin.de](http://club.maerklin.de)





CAD image, prototype and model: Designers like Andreas Zwicker are repeatedly checking general appearances throughout the development process.

## INSIGHTS: HOW THE EXCLUSIVE CLUB MODELS ARE CREATED

# Every detail counts

Club models are always the focal point of the entire program in a Märklin model year. They demonstrate as it were as a masterpiece the current state of technology in model railroad design with quality and richness of detail and equipment.

In 2014, Märklin will be producing over 300 different new products which, despite its streamlined production processes is an ambitious program for the model railroad market leader. “The specialist departments are well used to fascinating models, yet the Insider Club models still take a pre-eminent position in development and production”, as H0 Product Manager Karl-Heinz Grässle sums up the value in words which the showpiece models enjoy internally: “The Club model is the masterpiece. It shows just what Märklin can do”. The 2014 H0 Club model is sitting in

front of Karl-Heinz Grässle. “E 93 07 has turned out a magnificent prestige model with clean surfaces, prototypical appearance, is expressively realistic and has a level of equipment in a class of its own”, says the Product Manager, drawing attention to the







Design is teamwork: To guarantee the quality of a Club model like the class 58, Andreas Zwicker and Herbert Winkler (left) follow the multiple-check principle.

“The time allowed for developing a Club model is generally 18 to 20 months”.

engineering. “With the Spielwelt mfx+ decoder and the sound and lighting functions, the 2014 highlight offers a superb playing experience. Club members called for a special electric loco, and that’s exactly what they have got – with a level of equipment typical of the Club”.

As progenitor of a whole generation of heavy freight locomotives the E 93 is enveloped in an aura radiating charisma from both original and model. Charisma: this for Karl-Heinz Grässle is a major criterion for any Club model: “The class 403 express rail car of 2012 stands out with its epochal design, the class 56.2-8 as a rebuild of the successful Prussian G 8.1 is a credit to the family, the class 58 with its boiler which seems almost to hang above the bar frames is not only a beauty but also a milestone in the development of steam freight loco types, and the class 45 was the most powerful of all German steam locomotives”.

### Exclusivity through new design

Club models are, as a rule, completely new designs, so Märklin is able to work to the very limits of manufacturing technology which exist at the time. This is easily seen in the increasing complexity and detailing. Where for instance a class 23 ten years ago was made up

of 250 individual parts, the class 58 has around 70 more. And for parts to be separately applied, the die cast boiler of the class 50 has up to 100 holes, either molded or drilled out in the turning shop (see also “Technology in detail”, pages 12/13). “And obviously we can add even more detail”, says designer Andreas Zwicker, taking the sander fall-pipes as an example: “These were earlier part of the casting; on the class 56.2-8 they are applied separately”. The entire development process – from electronics to painting and lettering – is committed to quality. Thus for instance, unusual fonts for lettering are painstakingly reconstructed by the DTP section and colors are even mixed in accordance with details given for the original lettering diagrams, such as for “Donald Duck”.

Standards are changing in Z-gauge too. As Z-gauge Product Manager Jürgen Faulhaber confirms: “We now copy even the tiniest details on the smallest commercially-produced model railroad in the world. That is easy to see on the class 64 steam loco, the Club model for 2014, like on the delicate valve gear, pipework on the boiler or the imitation track guard irons and brake rigging”. It is little wonder that development takes between 18 and 20 months for an H0 loco, depending on its type. Märklin works with the design software Catia, which is well established →



Z-Club models 2014: The class 64 and its passenger car set have already attracted lots of orders; Märklin also wants to allow for any late-comers and the model can now be ordered until 30 April. (see notes on ordering on page 9).





New design "German Crocodile": The authentic nature of the E93 07 in H0 is characterized by the painting, lettering, separately-applied parts and die-cast metal molding.



Loco-smiths: At Märklin, design is teamwork; several designers are working at the same time on a single model. No wonder, with over 300 new models produced every year.







**Closing date  
for orders:  
30 April, 2014**

## “The development of a new Club model costs up to a million euro”.

→ in the high-tech sector. Assemblies once developed can thus be stored in the product data management system as a dataset and called on for re-use at a later date. “However, this does only apply to parts which can’t be seen. And I’ve never yet known it be possible to transplant something like a gearbox from one loco into another”, says Andreas Zwicker as he stresses the unique nature of each model. “After all, some steam locos differ enormously in superstructure from one another”.

The designer gets to work with the material in the documentation and his experience. “On a steam loco the first thing we do is decide which axle is going to be driven. On the class 58 for instance, this axle and the front driving axle are arranged without side-play and guide the loco”. The other wheelsets have lateral play and are sprung – but without colliding with the side rods. Thus they are always in close contact with the track, improving running characteristics and current collection. In the limited space care must be taken that the worm gear wheel meshes perfectly on the driving axle shaft, how the motor is located in the boiler and whether behavior on curves and center of gravity are in order. “Prototype accuracy, functionality and running reliability are not the only factors which count in development”, says Thomas Mann, Märklin’s Design Manager, drawing attention to two other dimensions: manufacturability and costs. According to type, the development of a Club model will cost up to a million euro. “A more complex component will mean considerable additional expenditure in tool design and construction”, explains design chief Thomas Mann. “For the model railroader, the expression must be harmonious, and that is one of our design aims. But to consider realizing the very last detail would lead to an unrealistic explosion of costs”. Thus the team around Thomas Mann confers regularly with the toolmakers, and when crucial decisions have to be made, the Product Manager is there too.

## Notes on ordering

We want to express our sincere thanks for the orders already placed. The response has been very positive, and we are indeed proud of this year’s models. This year, Intermodellbau in Dortmund takes place from 9 to 13 April 2014, and we would like to give all those who were unable to appraise the new models until the exhibition the opportunity to order them after having seen them there. We have therefore decided to extend the closing date for ordering until 30 April 2014. If you would like to become the proud owner of one of these exclusive models, please place your order by 30 April.

Notes on ordering the Club models 2014 in H0 (E 93: item 37870, freight car set 1: item 46199, freight car set 2: item 47321) and in Z gauge (class 64: item 88740, passenger car set: item 87509) will be found in Insider 01/2014. If you only just joined the Club or your order form has been mislaid, you are welcome to ask our Club team to send you a copy.

The Product Manager specifies the cost structure at an early stage, the designer calculates the likely expenditure and the team discusses details of the best possible approach to copying the prototype and Documentation also brings in its expertise. And this is how a Club model is created; more or less, as Andreas Zwicker puts it, “in a matrix composed of quality, feasibility and ease of operation”. And naturally in close collaboration with the development sections who track “their” locomotives through all quality checks until they’re ready to go into series.

### At Märklin, design is teamwork

“Steam locos are trickier in development than locos carried on trucks, but the challenges just move elsewhere”, says Zwicker to avoid any misunderstanding. “On a rail car, it is more difficult to ensure proper cornering behavior – an ET 403 has weight, generally runs faster, and must still negotiate complicated turn-out arrangements”. Due to the complexity of the models, design work is usually undertaken in the team, and Andreas Zwicker also understands this as quality assurance: “When, as on the class 58, my colleague Herbert Winkler looks at my work, the multiple-check principle is realized”.

*Text: Rochus Rademacher  
Photos: Kötzle, Märklin*



**You can find out all about the 2014 Club models in H0 and Z gauge in the Club area under [club.maerklin.de](http://club.maerklin.de)**



Club models 2014 in H0: E 93 (item 37870) and freight cars from the exclusive sets (items 46199/47321) make up a fabulous freight train.

# Promotional models

February 2014 / March 2014

As part of our promotion service, we offer various cars which can have special lettering applied.

## 94429 "Bauzentrum Mayer"

**HO**

modellbahn-neustadt  
Herzog-Ludwig-Strasse 27  
93333 Neustadt / Donau, Germany  
Tel. +49 (0)94 45/97 37 30  
info@modellbahn-neustadt-donau.de  
www.modellbahn-neustadt-donau.de



page 1

page 2

## 47561.006 / 47561.007 "BASF"

**HO**

BASF SE, Heidi Vetter  
Tel. +49 (0)6 21/60-4 33 04  
heidi.vetter@basf.com



## 36616.001 / 46263.001 "MMC Cargo" Electric locomotive and coal hoppers

**HO**

The multi-system class 186 electric loco (road number E 186 325-7) is available together with a set of freight cars comprising five Falns open hopper cars as a once-only series and limited to 500 sets of each world wide.



**Loco and freight cars available exclusively from:**  
Meises ModellbahnCenter MMC GmbH & Co. KG  
Pankower Strasse 17  
21502 Geesthacht, Germany  
Tel. +49 (0)41 52/84 31 86  
info@meisesmobacenter.de  
www.meises-mobacenter.de

**Please note that promotional models are only manufactured for Märklin retailers or for commercial or industrial companies (the latter are marked with an \*). Models marked with an \* are not generally offered for sale and therefore, no addresses are given. Only models already delivered to the respective customer may be publicized, and only when the customer has given explicit permission for this.**



# Digital info days

## Digital info days Germany

Date	Retailers	Address	Time*
04/25/2014	Lindenberg techn. Modellspielwaren	Blaubach 6-8 50676 Cologne	10:00 – 18:00
04/24/2014	Modellparadies Bonn	Kölnstrasse 32-34 53111 Bonn	10:00 – 18:00
04/15/2014	Märklin Shop Herrenberg	Bahnhofstrasse 15 71083 Herrenberg	10:00 – 18:00
04/15/2014	Hobby Eberhardt GmbH	Allerheiligenstrasse 8 74072 Heilbronn	10:00 – 18:00
06/06/2014	Vosy's Lok-Shop	Sasbacher Strasse 1 77855 Achern	10:00 – 18:00
04/29/2014	Moba – Schulz Modellbahnen	Neuöttinger Strasse 9 84503 Altötting	10:00 – 18:00
04/17/2014	Augsburger Lokschnuppen	Gögginger Strasse 110, 86199 Augsburg	10:00 – 18:00
04/24/2014	Jahn und Heinrich	Ellharter Strasse 6 87435 Kempten	10:00 – 18:00
04/29/2014	Der Lokschnuppen Fürth	Erlanger Strasse 23 90765 Fürth	10:00 – 18:00

## Digital info days Switzerland

Date**	Retailers	Address
05/09/2014	Suter-Meggen	Riedweg 3 6045 Meggen
05/10/2014	Suter-Meggen	Riedweg 3 6045 Meggen
05/08/2014	zuri tech Modelleisenbahnen	Stampfenbachstrasse 14 8001 Zürich
05/07/2014	A-Z Modellbahnen	Sihltalstrasse 67 8135 Langnau am Albis
05/06/2014	Modelleisenbahnen Gehri	Wehentalstrasse 4 8162 Steinmaur

## Digital info days Denmark

Date**	Retailers	Address
05/21/2014	Kystbanen	Ordrupvej 101 2920 Carlotenlund

## Digital info days Sweden

Termin**	Händler	Adresse
05/15/2014	Train Shop AB	Trationsvägen 29 14140 Huddinge
05/20/2014	Modell Digital	Konsultgatan 2 21569 Malmö
05/18/2014	FV Elektro AB	Nässjövägen 7 57177 Forserum
05/16/2014	Modelljärnvägsspecialisten Tåg & Hobby	Smedjegtan 5 97233 Luleå

## Digital info days France

Date**	Retailers	Address
06/17/2014	Au Pullmann	70 rue d'Amsterdam 75009 Paris
06/23/2014	Opherline 1	16 rue Raymond Aron 75013 Paris

## Digital seminars. Control and switching with the Central Station, Belgium

Date	Retailers	Address	Time
05/09/2014	HAST Verhaegen	Diksmudelaan 316 2600 Berchem/ Antwerp	Seminar***: 9:00 – 17:00 Info evening: 19:30 – 22:00
04/25/2014	Insider Club Meeting Belgium	OVMV Tragel 6 D 9300 Aalst	19:30 – 22:00

## Digital seminars. Control and switching with the Central Station, the Netherlands

Date	Retailers	Address	Time
05/16/2014	Modeltrein-center Spoor 14	Schoenmakers- straat 14 6041 EZ Roermond	19:00 – 21:00

\*\*Ask your Märklin dealer directly for the times of the events.

Please register for your chosen seminar with the retailer sponsoring the event at least a week in advance.

\* Ask your Märklin dealer directly whether they break for lunch.

\*\*\*language: Dutch

# Musicals for Club members

Club members receive discounts on tickets for these musicals

Musical	Venue	Validity
Starlight Express	Starlight Express Theater Bochum	All dates
Grease	Dusseldorf	15th – 27th April 2014
Dirty Dancing	Berlin, Admiralspalast Cologne, Musical Dome Bremen, Musical Theater Munich, Kleine Olympiahalle Düsseldorf, Capitol Theater	23th Apr. – 18th May 2014 16th July – 10th Aug. 2014 29th Oct. – 23th Nov. 2014 26th Nov. – 14th Dec. 2014 21th Jan. – 22th Feb. 2015
Shrek	Düsseldorf, Capitol Theater	19th October 2014

Club members can enjoy four musicals with enthralling stage shows in 2014 at a specially-discounted price – naturally, one of them has to be Starlight Express.



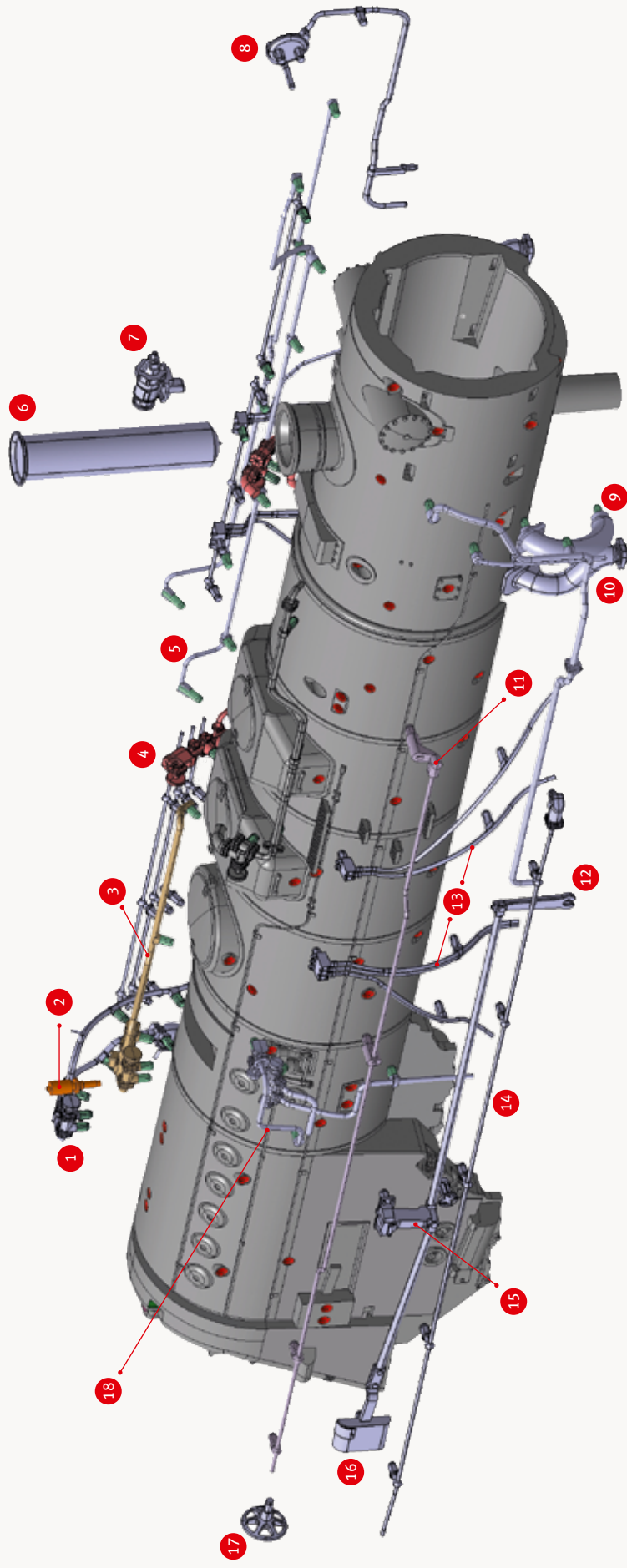
## And this is how to obtain your Club benefits

Club members will receive a discount of 10 percent on the net value of musical tickets by quoting the customer PIN 123953. Tickets and information are available through the homepage [www.eintrittskarten.de](http://www.eintrittskarten.de) or by telephone under +49 (0)2 11/7 34 41 20.

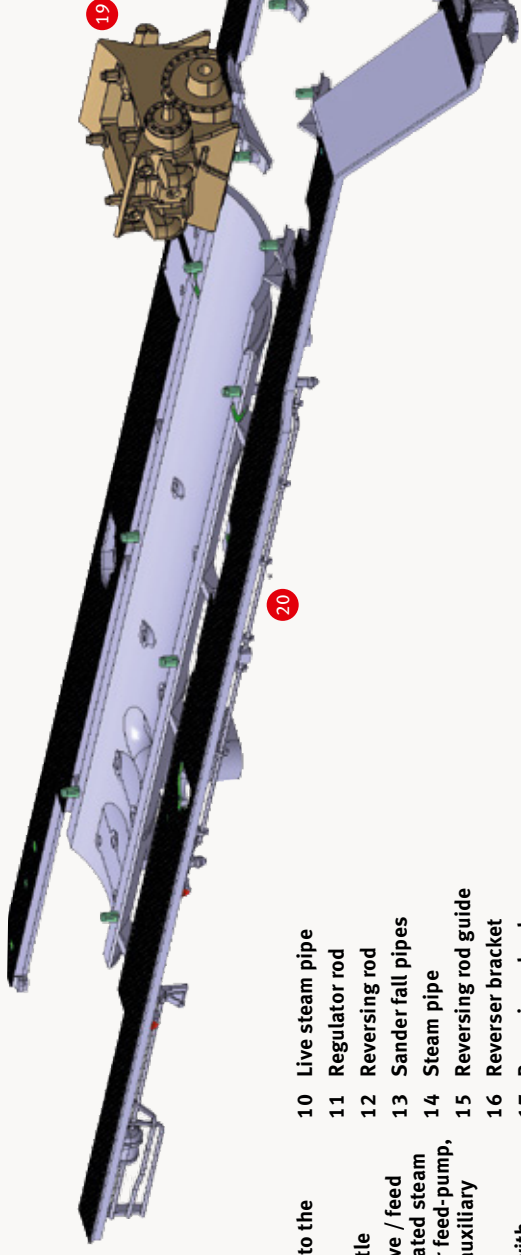
# Technology in detail

The boiler of a Märklin steam loco bristles with separately-applied parts, whether handwheels, feed valves or a steam whistle. Taking the Club-H0 class 45 model (item 37455) as an example, we show you

where Design department has specified the necessary drill holes (red) – there are over 100 of them. They are drilled with millimetric accuracy on machining centers in the die casting process or already molded in place.








- |   |   |    |   |
|---|---|----|---|
| 1 | Steam pipe to the injector  | 10 | Live steam pipe   |
| 2 | Steam whistle   | 11 | Regulator rod   |
| 3 | Shut-off valve / feed manifold for feed-pump, generator, auxiliary blower | 12 | Reversing rod   |
| 4 | Feed valve with feed-pipe   | 13 | Sander fall pipes   |
| 5 | Pressure pipe   | 14 | Steam pipe  |
| 6 | Smoke generator   | 15 | Reversing rod guide   |
| 7 | Turbo-generator   | 16 | Reverser bracket  |
| 8 | Steam pipe to feedwater preheater   | 17 | Reversing wheel   |
| 9 | Exhaust steam pipe  | 18 | Steam pipes   |
|   |   | 19 | Middle cylinder   |
|   |   | 20 | Decking   |
|   |   | 21 | Rods for turning on and off the feed-pump, generator and auxiliary blower |

**Over**  
**1000**  
**fixing points**



You will find a convenient search engine and lists for spare- and wearing parts list under: [www.maerklin.de](http://www.maerklin.de)

EXCLUSIVE CLUB SPECIAL MODELS FOR ANNIVERSARISTS

# Anniversary models reward long-standing Club membership

Märklin has produced exclusive special models in H0 and Z-gauge for anyone looking back on 5, 10, 15 or 20 years' continuous membership as an Insider. A summary.

**E**xclusively for those celebrating membership anniversaries, Märklin Insider Club has reserved special locos and passenger and freight cars – and all the members can celebrate: there are the two special series (H0: item 37020, Z: item 88294) which can be ordered by all those completing 20 years' membership (see page 17). The order form is sent out with this mailing and the anniversary model can

be ordered by handing it in to your MHI retailer. If you miss out on ordering your special model in your anniversary year, you can still order it at a later date: simply present your Club card to your retailer, who can accept your order online even without an order form. Then at the year-end, a personalized Certificate of Authenticity will be sent to all those ordering the exclusive Club locomotives.

20 YEARS | JOINED IN 1994

## 39052 Express train steam tender locomotive



**Prototype:** Class 05 German Federal Railroad (DB) express train steam locomotive. Fictional steel-blue F-Zug express train paint scheme and black smokebox. Witte smoke deflectors and induction magnet. Bright metal boiler bands. As it might have looked in 1961.

**Model:** Fitted with mfx digital decoder and extensive sound functions. Controlled high-performance drive with flywheel in the boiler. Three driven axles. Traction tires. Locomotive and tender constructed

mostly of metal. Equipped for fitting smoke generator kit 7226. Dual headlights change over with direction of travel and the smoke generator that can be installed work conventionally and can be controlled digitally. Lamps are maintenance-free warm white LEDs. Permanent close coupler between loco and tender. At the back of the tender guided close coupling with NEM pocket. Minimum negotiable radius 360 mm (14-3/16"). Piston rod protectors and brake hoses are included. Length over buffers 30.7 cm (12-1/16").



## 49965 Railroad maintenance car



**Prototype:** German Federal Railroad (DB) maintenance car as a workshop car, based on type Dm 902. Ocean blue basic paint scheme as running in the early 1980s.

**Model:** With mfx digital decoder. A complete series of different sound functions such as electro-welding with a flickering light and electro-grinding, metal being sawn, hammering, abrasive cutting, bench

grinder, horn, and compressor sounds, that can be controlled digitally with the 6021 Control Unit (the first 4 sounds) as well as with a Mobile Station or a Central Station. There is also a red marker light on the right and the left end of the car; these can be turned on and off separately in digital operation. A set of 5 track worker figures is also included with the workshop car. Length over buffers 28.2 cm (11-1/8").





## 20 YEARS | JOINED IN 1994

### 88107 Streamlined steam locomotive



**Prototype:** Class 05 German Federal Railroad (DB) express locomotive. With streamlining for high-speed operation.

**Model:** Locomotive with 5-pole motor, in steel-blue color scheme. All 3 coupled axles driven. Supplied in a wooden display case. Length over buffers 116 mm (4-9/16").



### 82339 Railroad maintenance car set



**Prototype:** Railroad maintenance car with small track gang with a German Federal Railroad (DB) low-sided car with a ballast load, workmen and a power shovel.

**Model:** Railroad maintenance car set comprising a finely-detailed low-sided car with a load insert representing track ballast. Power shovel of metal and 4 Preiser figures carrying tools. Length over buffers 40 mm (1-9/16").



## 15 YEARS | JOINED IN 1999

### 94339 Container flat car



**Prototype:** Lgns 570 flat car of German Rail Inc. (DB AG) for transporting road swap-body containers.

**Model:** Prototypically-pierced loading surface. Axle-boxes separately applied. From 1993 to 2008, the side walls of the swap-body containers are different on both sides with images of all the H0 gauge Insider Annual Cars from the past. Additional printing on the top of the containers. Length over buffers 19.1 cm (7-1/2"). DC wheelsets 2 x 700580.



### 98089 Container flat car

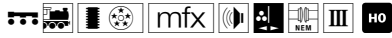


**Prototype:** Flat car Lgjs 598 of the DB AG.

**Model:** The car has two 20 foot containers, each with a door at the end. The containers are printed on both sides. Additional printing on the top of the containers. The containers are removable. The container flat car loading surface is of metal. Length over buffers 64 mm (2-1/2").



**37082 Express steam locomotive**



**Prototype:** Design by Krauss-Maffei for the German Federal Railroad (DB) class 10.

**Model:** With mfx digital decoder, controlled high-performance drive, running gear lights and sound module. Three driven axles. Two traction tires. Tender of metal. Close coupler between loco and

tender. Ready for installation of smoke generator 72270. Headlights and smoke generator work in conventional operation and can be controlled digitally. Running gear lights, whistle, and sound effects synchronized with the driving wheels of a steam loco can be controlled digitally with the 6021 Control Unit. Length over buffers 30.5 cm (12").



**46010 Track-cleaning car**



**Prototype:** Permanently-coupled pair of KK 15 cars with hinged roof-hatches, in service as railroad maintenance cars, design for era III.

**Model:** Both cars with built-in track-cleaning unit, consisting of a metal block which can move vertically with parallel polishing felt cleaning pads. The cleaning pads are replaceable and can be washed. Hatches can be opened. Close coupling with guide mechanism. Both cars connected with plug-in couplers. Length over buffers 15.3 cm (6-1/32"). The preservative cleaning process is also suitable for nickel or brass rail. DC wheelset 700580



**86002 Birthday car**



**Model:** The birthday car is not only appropriate to celebrate one's own birthday, it's also a very special gift for friends and acquaintances. A "Happy Birthday" music chip is built into the originally-designed packaging. The melody plays when the package is opened.



**46582 Grade measurement car**



**Model:** Ascending and descending grades can be measured in percent with the built-in water level.



**82319 Tank car**



**Prototype:** 2-axle tank car with brakeman's platform.

**Model:** Exclusive tank car. Black disc wheels. Car length over buffers 40 mm (1-9/16").







## Special series in H0 and Z for all Club members

In the Club's anniversary year 2013, Märklin included two special series with heavy freight train steam locomotives in the range, which can be ordered by all Club members. The point was that the H0 class 53.0 loco (item 37020) and the class 96 loco in Z-gauge (item 88294) are ideal motive power for the Annual Cars of the respective gauges. You will also find complete product information on these Club anniversary

models online on the Club homepage ([club.maerklin.de](http://club.maerklin.de)). Every member can order one example of these Insider anniversary models through his Märklin MHI retailer. The order form is included with this mailing. Then at the year-end, a personalized Certificate of Authenticity will be sent directly to all those ordering the special model.

### 37020 Freight train steam locomotive with condensing tender



**Prototype:** Heavy freight train steam locomotive with 5-axle condensing tender, based on a draft design by Borsig. Intended to be designated class 53.0 of the German Federal Railroad (DB). The biggest-ever German steam loco design, never built due to WWII. Fictitious condition, as if running in the early 1950s.

**Model:** Fitted with mfx digital decoder and extensive sound functions. Controlled high-performance drive in the boiler and ventilator drive in the condensing tender. Four driven axles. Traction tires. Locomotive and tender constructed mostly of metal. Ready for installation of two 7226 smoke generators. Dual headlights change ends with direction of travel, and they and the smoke generators that can be installed work

conventionally and can be controlled digitally. Spacing between locomotive and condensing tender adjustable. Length over buffers 35.5 cm (14").

#### Model highlights 37020

- Exclusive model specially produced for Insider Club members.
- Suitable freight train steam locomotive for hauling all Insider Annual Cars so far produced.
- Ventilator fan drive in the condensing tender digitally controllable.



### 88294 Tank locomotive



**Prototype:** German Federal Railroad (DB) class 96 heavy freight locomotive (DB). Mallet articulated locomotive with compound running gear of high and low pressure cylinders. Use: on heavy freight trains and as a pusher on steep grades.

**Model:** Finely painted and lettered, and with an articulated frame to negotiate sharp curves. All of the coupled axles are powered. Warm white LED-dual headlights change over with the direction of travel. Finely detailed valve gear/coupling rods. Imitation brake rigging and track guard irons. Minimum radius for operation is 145 mm (5-3/4"). Length over buffers 81 mm (3-3/16").



You'll find out all about the mighty class 53.0 condensing locomotive (item 37020) in the Insider issue 04/2013 – members can conveniently download a PDF version of this issue online in the Club area under [club.maerklin.de](http://club.maerklin.de). Issue 05/2013 is also available there with an anniversary poster of all H0 Annual Cars up to 2013.

— PORTRAIT: HARALD HIEBER, COMMITTEE MEMBER, EISENBAHNCLUB ROSENHEIM

# “A layout is never finished”

Five trains run automatically on Harald Hieber’s 120 x 60 cm (47-1/4" x 23-5/8") Z-gauge layout “Drachenstein”. The portable layout originated purely as a material test for a beginner. But who stops just when things are getting interesting?

**F**aith can move mountains – even faith in oneself. When Harald Hieber confided his doubts that he would be able to construct a decent Z-gauge layout to an exhibitor at the IMA 16 years ago, he was met with a barrage of questions: can you ride a bike? Could you always ride a bike? Did you ever fall off to start with? “When I answered ‘yes’

to all three questions, his dry reply was that that’s how it is with model building too – everyone has to start by learning”, says Z enthusiast Hieber. “I followed the advice to by some wood offcuts in the home improvement center and try building a diorama, to try out techniques and find out what worked best for me”. Digital technology and contact with Z-enthusiasts at the local Eisenbahnclub Rosenheim e.V. did the rest:

After a break of 20 years, the Z-gauge virus had come back as virulent as ever.

## It has to be birch plywood

On a floor area of 122 x 62 cm (48” x 24-13/32”) an attractive era III layout comes into being. “Frames and ribs are cut from 12 mm (1/2”) birch plywood, all track beds are of the same material but only 6 mm (1/4”) thick”, Hieber –

**Favorite scenery:** the scrapyard with its siding connection is the main attraction on this Z-gauge layout.



Z-Stammtisch  
Bayern  
**Drachenstein**  
Eingleisige Nebenbahn  
Größe: 62 x 122cm  
Bauzeit: 2008 -2011  
Digitalsystem: Selectrix  
Besitzer: Harald Hieber, 83064 Raubling







**Summer enjoyment:** A substantial snack out in the open air is all part of it – above all when you can watch two lines at once.

today on the committee of the Eisenbahnclub Rosenheim – tells us of the “experimental layout”. Block controls, turnouts and signaling technology follow “and suddenly the first version of the layout with automatic running is finished”.

Hieber fills in the open parts of the layout with polystyrene sheets and models a landscape which he tops off with the Drachenfels castle ruins by Manfred Luft. Gradually, there grow up a station, village and the scrap-yard – one of the highlights of the layout, which now appears at exhibitions. “Fortunately, a model railroad layout is never finished”, smiles Harald Hieber. “Over the years I’ve added lots of little details and removed a number of inconsistencies”.

And naturally the running operations are optimized too. With the single-line track and the two tracks in the staging yard, Hieber can operate automatically with three trains. But he has an idea: “With two specially-made three-way curved turnouts, three through tracks of up to 70 cm (27-1/2”) with a short dead-end siding could be realized”. As the designer now breaks up the third track into two sections, the staging yard now has space for five trains. And we all know a layout is never finished, so the homepage [www.mh-hieber.de](http://www.mh-hieber.de) tells of the progress made in the Z-cosmos of Harald Hieber.

*Text: RR, photos: Harald Hieber*



**Fun from details:** Free climbers on the cliff face below Drachenfels castle ruins.

## The Rosenheim railroad club

The Eisenbahnclub Rosenheim e. V. ([www.ebc-ro.de](http://www.ebc-ro.de)) has over 130 members, ten percent of which are children and young people. Meetings are held every week and everyone has value for money: work goes on round the 150 m<sup>2</sup> H0 club layout while specialists exchange tips and tricks or just relax. The club is open to enthusiasts of all gauges and offers a special service: if you want to see whether your child is interested in model railroads, you can borrow a layout. Harald Hieber is a member of the Eisenbahnclub Rosenheim management committee. And as it should be, for a Z-gauge enthusiast from the Munich region, he also attends the Z-gaugers’ round table and talking shop in Ismaning – in turn a member of the international Z-community ([www.z-freunde-international.de](http://www.z-freunde-international.de)).



Accessories for Z layouts such as turntable, bridges, signals and catenaries you will find on the Märklin homepage [www.maerklin.de](http://www.maerklin.de) under “Spur Z”.

SECOND HALF-YEAR 2014

# Märklin seminar program

**M**ärklin offers in the second half of 2014 further instructive seminars – the program for the first half year will be found in Club News 01/2014. Reduced seminar fees apply for Insiders. In the second half of the year, the seminars cover maintenance, layout construction and switching and controlling with the Central Station. A special seminar for decoder installation will be held on 19/20 October 2014 (No. 110c).



You will also find the complete seminar program for 2014 under [www.maerklin.de](http://www.maerklin.de) (Service/Wissen)

## Registration for all seminars:

Gebr. Märklin & Cie. GmbH, Stuttgarter Str. 55–57, 73033 Göppingen, Germany.  
 Telephone: +49 (0) 71 61/6 08-2 57,  
 Fax: +49 (0) 71 61/6 08-1 43  
[training@maerklin.de](mailto:training@maerklin.de) or instantly online under [www.maerklin.de](http://www.maerklin.de). This is also where you will find our conditions for registration and participation. No separate seminar brochure is available.

## Venue for all seminars led by

**Rüdiger Haller is:**  
 Göppingen, Märklin Museum, Reutlinger Strasse 2, 73037 Göppingen

Hotel reservation:  
 Hotel Restaurant Hohenstaufen  
 Freihofstrasse 64–66,  
 73033 Göppingen  
 Telephone: +49 (0) 71 61/6 70-0

**Note:** please make hotel bookings exclusively under the telephone numbers given here.

## CONTROL AND SWITCHING WITH THE CENTRAL STATION (2 DAYS)



### Seminar content:

- Principles of the Central Station: Connections and using the control panel
- Running and programming locomotives (mfx and Motorola)
- Setting up a shuttle train control using contact tracks
- Setting up and switching turnouts and signals
- Creating circuit diagrams of the layout
- Setting up pathways
- Incorporating the Central Station in existing layouts
- Connecting additional units to the Central Station (e.g. Mobile Station)
- Mobile running and control possibilities using the iPhone and iPad apps

**Aim of the seminar:** To acquire knowledge of designing a layout with the Central Station or converting an already existing layout.

**Miscellaneous:** Each participant will receive an exclusive seminar special car in H0 on the theme of Märklin digital.

### Dates:

<b>Date</b>	<b>No.</b>	<b>Seminar leader</b>
Th./Fri. 04/05 September 2014	140e	Rüdiger Haller

### Duration and costs of the training courses:

2 days: each 8:45 – approx. 16:30, 269 euro for Insiders, otherwise 299 euro

## 1-DAY SEMINAR

<b>Date</b>	<b>No.</b>	<b>Seminar leader</b>
Th. 27 May 2014	190a	Dieter Lorenz

### Duration and cost of the training courses:

1 day: 8:45 – approx. 16:30, 169 euro for Insiders, otherwise 199 euro

### Venue:

Märklin-Vertriebs AG, Mönchmattweg 3,  
 CH-5035 Unterentfelden, Switzerland:  
 Tel: + 41 (0) 62/7 23 51 21.

## H0: SERVICE AND INSPECTION (2 DAYS)

### Seminar content:

- Basics of soldering technique with soldering practice
- How they work: the Märklin drum and disc collector motors
- Adjusting a mechanical reversing switch
- How to oil an H0 loco correctly
- Carrying out servicing and inspection work on a class 218
- Dismantling a class 218, explaining the assemblies and finally reassembling the loco
- Carrying out servicing and inspection work on a class 74
- Dismantling a class 74, explaining the assemblies and finally reassembling the loco
- Converting a Märklin locomotive to digital operation with high-efficiency motors and the latest decoder generation (theoretical, will not be put into practice)
- Fault-finding made easy with doctored locomotives using the knowledge gained on this course

**Aim of the seminar:** The seminar is ideal to enable you to look after and service your old locomotive better and to be able to undertake minor repairs yourself.

**Miscellaneous:** Each participant will receive an exclusive seminar special car on the theme of service and inspection.

### Duration and cost of the training courses:

2 days: each 8:45 – approx. 16:30, 269 euro for Insiders, otherwise 299 euro

### Dates:

<b>Date</b>	<b>No.</b>	<b>Seminar leader</b>
Th./Fri. 11/12 September 2014	100d	Rüdiger Haller
Th./Fri. 27/28 November 2014	100e	Rüdiger Haller



## H0: LAYOUT PLANNING AND CONSTRUCTION PREPARATION (2 DAYS)

### Seminar content:

- Track geometry for K- and C-track, track planning, e.g. arranging station tracks (can also be used for staging yards)
- Providing inclines in model railroad layouts, theoretical construction of a track helix including relevant parameters (steepness, minimum radius)
- Use and purpose of an electrical ring circuit, accessories for the electrical wiring (a selection)
- The different properties of switch contacts (circuit track, reed contact, contact track), positioning switch contacts correctly
- Testing solenoid articles (signals and turnout motors) in unladen condition (some practical testing)
- A short soldering course with realistic practice (soldering on various tracks)
- Installation hints and function of the braking module 72441 for controlled stopping of digital high-efficiency drives
- Assessing the electric current requirement for a layout and determining the number of transformers/boosters required, for which sample calculations will be made
- Jointly working out the conditions in which a model railroad layout can best be fitted into a room. Jointly planning a model railroad layout to maximum area in a previously-defined room plan

**Aim of the seminar:** Theoretical principles governing the proper design with the necessary components (analog and digital) of a model railroad layout

**Miscellaneous:** Each participant will receive an exclusive seminar special car on the theme of layout planning and construction preparation.

**Duration and cost of the training courses:**  
2 days: each 8:45 – approx. 16:30, 269 euro for Insiders, otherwise 299 euro

### Dates:

Date	No.	Seminar leader
Th./Fri. 25/26 September, 2014	120c	Rüdiger Haller

## H0: LOCO ASSEMBLY SEMINAR (2 DAYS)

### Seminar content:


- Refresher course on soldering with little practice pieces
- Talk through the individual parts in logical sequence
- Systematic assembly of an E 50 electric loco (item 37852) and the class 50 freight train steam loco (item 37816)

**Conditions:** Soldering ability is essential

**Aim of the seminar:** Assembling the individual parts of the respective locomotive in the correct order and getting to know the corresponding functionality.

### Duration and cost of the training courses:

2 days: each 8:45 – approx. 16:30, 699 euro for Insiders, otherwise 729 euro. Seminar fees cover the cost of the locomotives, and they become the respective participant's property.



### Dates:

Date	No.	Seminar leader
Th./Fri. 04/05 December 2014	170a	Rüdiger Haller
Th./Fri. 11/12 December 2014	170b	Rüdiger Haller
Th./Fri. 18/19 December 2014	170c	Rüdiger Haller

## GAUGE 1: LOCO ASSEMBLY SEMINAR (2 DAYS)

### Seminar content:

- Refresher course on soldering with little practice pieces
- Talk through the individual parts in logical sequence
- Systematic assembly of a V 100 (item 55728) or a Köf (item 55333)

Practice loco: after the assembly seminar, the V 100 (above) or the Köf (below) will belong to the participant.



**Conditions:** Soldering ability is essential.

**Aim of the seminar:** Assembling the individual parts of the respective locomotive in the correct order and getting to know the corresponding functionality.

### Duration and cost of the training courses:

Two days, each 8:45 – approx. 16:30, 1,199 euro for Insiders, otherwise 1,229 euro. Seminar fees cover the cost of the locomotive, which becomes the participant's property.

### Dates:

Date	No.	Seminar leader
Th./Fri. 23/24 October 2014	160a	Rüdiger Haller
Th./Fri. 13/14 November 2014	160b	Rüdiger Haller

## H0: LAYOUT CONSTRUCTION “LOCO DEPOT H0 DIORAMA” (3 DAYS)



Other modules may also be built on request.

### Duration and cost:

3 days: 469 euro for Insiders, otherwise 499 euro

### Dates:

Date	No.	Seminar leader
Wed./Th./Fri. 22 – 24 July 2014	150a	Rüdiger Haller
Wed./Th./Fri. 29 – 31 Oct. 2014	150b	Rüdiger Haller

SERIES CLUB COOPERATION PARTNERS: CLUB CARD BENEFITS – PART 1

# Off to the North!



Destination: In Hamburg, the Landungsbrücken in miniature will take your breath away at Club cooperation partner Miniatur Wunderland.

**A**t almost 100 cooperation partners, Club members are granted generous discounts, and as the holiday season will soon be here, Club News is introducing a selection of the Club partners in a special series, on a regional basis. If you are going on a trip, you should keep your Club card in your pocket: it will suffice to identify you as a member of the Club. Cooperation partners will be found all over Germany, as well as in Denmark, France, Italy, the Netherlands, Austria and Switzerland. There is a complete list on the Club page ([club.maerklin.de](http://club.maerklin.de)) under Model Railroading (Downloads).

The variety offered by your Club card on a trip is clear from the example of north Germany in the postcode area 20. Target number one is naturally Miniatur Wunderland in Hamburg ([www.miniatur-wunderland.de](http://www.miniatur-wunderland.de)); on an area of over 1,300 m<sup>2</sup> (14,000 ft<sup>2</sup>), more than 1,000 trains are running, admired by



Lively operations: The Modellbahn-Zauber demonstration layout in Friedrichstadt fascinates everyone.




215,000 mini-spectators at the lineside. If you have already been there, it's always worth another visit: recently, the Elbe Philharmonic and ten selected buildings in the Hafencity have been added on an area of 70,000 cm<sup>2</sup> (75 ft<sup>2</sup>).

### Hamburg Museum with gauge 1 layout

A short walk away, in one of the historic buildings in the port's Speicherstadt, the Hamburg Dungeon ([www.thedungeons.com](http://www.thedungeons.com)) makes Hamburg's history into a real experience. Another cooperation partner in Hamburg is the Modelleisenbahn Hamburg e. V. ([www.mehev.de](http://www.mehev.de)), which is responsible for looking after Hamburg's largest gauge 1 layout, in the Hamburg Museum. There are more cooperation partners waiting for Club members a little further away too. In Schleswig-Holstein, near Husum, Modellbahn-Zauber (Model railroad magic) ([www.modellbahnzauber.de](http://www.modellbahnzauber.de)) has a layout with the slogan "From the coast to the Rhine" to be seen. And to the south in the Hanover direction, the Soltau Toy Museum ([www.spielmuseum-soltau.de](http://www.spielmuseum-soltau.de)) has a valuable collection of toys of all sorts in an area of 900 m<sup>2</sup> (9,700 ft<sup>2</sup>).

Two further Club partners should certainly be allowed for on a trip to northern Germany. Universum Bremen ([www.universum-bremen.de](http://www.universum-bremen.de)) offers children and adults a three-way access to scientific backgrounds of our everyday life in a Science Center, Schau-Box and DiscovererPark. And to the south of Bremen the Deutsche Eisenbahn-Verein ([www.museumseisenbahn.de](http://www.museumseisenbahn.de)) in Bruchhausen offers rides on a steam-operated narrow-gauge railroad. The associated open-air museum has an extensive collection of locos and rolling stock.

In the 03/2014, we'll introduce other destination regions. 

*Text: RR, photos: Daniel Förster, Miniatur Wunderland, Modellbahn im Museum, Modellbahnland Heli, Frank Zarges*



There is a full list of cooperation partners online in the Club area under [club.maerklin.de](http://club.maerklin.de)

## Further highlights of postal code zones 01 to 37

### PURE GARDEN RAILROAD



The 4,500 meter (over 14,700') long LGB layout in Rathen is one of the major tourist attractions in Saxon Switzerland.

01824 Kurort Rathen  
Eisenbahnwelten, Germany

in Kurort Rathen, Elbweg 10;  
Tel.: +49 (0)3 50 21/5 94 28,  
[info@eisenbahnwelten-rathen.de](mailto:info@eisenbahnwelten-rathen.de),  
[www.eisenbahnwelten-rathen.de](http://www.eisenbahnwelten-rathen.de)

**Club benefit: Club members receive a discount of 1.- euro on the regular admission price and 2.- euro discount of the family ticket**

### RUNNING FUN WITH PROTOTYPES




Steam train rides in the north of Berlin and an open-air museum are to be enjoyed at the Berlin Railroad Enthusiasts.

16348 Wandlitz (OT Basdorf),  
Berliner Eisenbahnfreunde e.V.,  
Germany

An der Wildbahn 2 A;  
Tel.: +49 (0)3 33 97/7 26 56,  
[info@berliner-eisenbahnfreunde.de](mailto:info@berliner-eisenbahnfreunde.de),  
[www.berliner-eisenbahnfreunde.de](http://www.berliner-eisenbahnfreunde.de)

**Club benefit: Members receive a discount of 1.- euro on the museum entrance. If purchasing a return ticket, the discount is 2.- euro**

### OPERATIONS IN THE SCHLÜCHTERN LANDSCAPE



A technically polished layout with Märklin K-track awaits visitors to the regional museum in the Heimatmuseum Schlüchtern. Some 400 meters of track (1,300 feet) of track have been laid.

36381 Schlüchtern  
Modellbahn im Museum/  
Heimatmuseum Schlüchtern,  
Germany

Schlossstrasse 15;  
Tel.: +49 (0) 66 61/85-7 54  
or 85-7 50,  
[info@modellbahn-im-museum.de](mailto:info@modellbahn-im-museum.de),  
[www.modellbahn-im-museum.de](http://www.modellbahn-im-museum.de)

**Club benefit: On presenting their Club card, members pay reduced entrance of 2.50 euro for an adult instead of 3.- euro**

### LARGE MÄRKLIN H0 LAYOUT



Model railroad and fairy-tales come together in Modellbahnland Heli on a Märklin layout with 300 meters (980') of track.

37235 Hessisch Lichtenau,  
Modellbahnland Heli, Germany

Lentzstr. 15;  
Tel.: +49 (0)1 71/9 01 97 05,  
[info@modellbahnland-heli.de](mailto:info@modellbahnland-heli.de),  
[www.modellbahnland-heli.de](http://www.modellbahnland-heli.de)

**Club benefit: 1.- euro discount on the regular entrance charge; 2.- euro when purchasing the family ticket**

# Steam plow spectacle just like in the old days



Special series for Club members



Closing date for orders:  
30 April, 2014

The era of the steam plow lasted almost 100 years; not until the mid-20th century did work in the fields with these mighty teams come to an end. Between two steam-driven traction engines, cable winches hauled a swivel-plow back and forth to plow the furrows for seeds and seedlings. Märklin recalls this trend of yesteryear exclusively for Club members with the new steam plow set

(item 18970) with two delicately modeled traction engines by the traction engine builder Heucke and a finely-detailed swivel-plow. This era I set can also be authentically used to show agricultural work on an era III layout: the Heucke company didn't stop production until 1950, and the machines were still in use long after that.

*Text: RR/photos: Märklin*

## 18970 Swivel Plow Set



**Prototype:** Steam plow set with 2 locomobiles and 1 swivel plow with a chain for connecting a locomobile with the balance plow. Manufactured by the firm Heucke from Gatersleben in Saxony-Anhalt. Era I, beginning of the 20th century.

**Model:** Both locomobiles are constructed mostly of metal. They have finely detailed reproduction of the cylinder, drive gear, flywheel, steering, and the winch. The units have fine spoked wheels with metal

treads. The set has 1 swivel plow made of a combination of metal and plastic as well as a chain for connecting a locomobile with the swivel plow.

### Model highlights

- New tooling for the finely detailed swivel plow.
- Representation of farm tools at the beginning of the 20th century.

## Notes on ordering

The steam plow set will be produced in a one-off series in 2014 only for Insider Club members. Each Insider Club member may order one example through his Märklin-MHI specialist retailer. The order form was dispatched with the mailing 01/2014. If it has been mislaid, or if you only just joined the Club, our Club team will be pleased to send you a replacement. We stress that the order form is not transferable. The order form is however not essential: you can simply present your Club card to your MHI retailer, and he will place your order online.

**Important: Please note the closing date for orders as given on the order form: April 30 2014. Scheduled start of deliveries is the third quarter of 2014.**



Complete product information on the steam plow set (item 18970) is naturally online as well, under [club.maerklin.de](http://club.maerklin.de)